



Washington State Auditor's Office

Troy Kelley

Integrity • Respect • Independence

Financial Statements and Federal Single Audit Report

Lynden School District No. 504

Whatcom County

For the period September 1, 2013 through August 31, 2014

Published March 23, 2015

Report No. 1013822





Washington State Auditor
Troy Kelley

March 23, 2015

Board of Directors
Lynden School District No. 504
Lynden, Washington

Report on Financial Statements and Federal Single Audit

Please find attached our report on Lynden School District No. 504's financial statements and compliance with federal laws and regulations.

We are issuing this report in order to provide information on the District's financial condition.

Sincerely,

TROY KELLEY
STATE AUDITOR
OLYMPIA, WA

TABLE OF CONTENTS

Federal Summary	4
Independent Auditor's Report On Internal Control Over Financial Reporting And On Compliance And Other Matters Based On An Audit Of Financial Statements Performed In Accordance With Government Auditing Standards	6
Independent Auditor's Report On Compliance For Each Major Federal Program And On Internal Control Over Compliance In Accordance With OMB Circular A-133	8
Independent Auditor's Report On Financial Statements	11
Financial Section.....	14
About The State Auditor's Office.....	35

FEDERAL SUMMARY

Lynden School District No. 504
Whatcom County
September 1, 2013 through August 31, 2014

The results of our audit of Lynden School District No. 504 are summarized below in accordance with U.S. Office of Management and Budget Circular A-133.

Financial Statements

An unmodified opinion was issued on the financial statements.

Internal Control Over Financial Reporting:

- *Significant Deficiencies:* We reported no deficiencies in the design or operation of internal control over financial reporting that we consider to be significant deficiencies.
- *Material Weaknesses:* We identified no deficiencies that we consider to be material weaknesses.

We noted no instances of noncompliance that were material to the financial statements of the District.

Federal Awards

Internal Control Over Major Programs:

- *Significant Deficiencies:* We reported no deficiencies in the design or operation of internal control over major federal programs that we consider to be significant deficiencies.
- *Material Weaknesses:* We identified no deficiencies that we consider to be material weaknesses.

We issued an unmodified opinion on the District's compliance with requirements applicable to each of its major federal programs.

We reported no findings that are required to be disclosed under section 510(a) of OMB Circular A-133.

Identification of Major Programs:

The following were major programs during the period under audit:

<u>CFDA No.</u>	<u>Program Title</u>
84.010	Title I, Part A Cluster - Title I Grants to Local Educational Agencies
84.367	Improving Teacher Quality - Title II

The dollar threshold used to distinguish between Type A and Type B programs, as prescribed by OMB Circular A-133, was \$300,000.

The District qualified as a low-risk auditee under OMB Circular A-133.

**INDEPENDENT AUDITOR'S REPORT ON INTERNAL CONTROL
OVER FINANCIAL REPORTING AND ON COMPLIANCE AND
OTHER MATTERS BASED ON AN AUDIT OF FINANCIAL
STATEMENTS PERFORMED IN ACCORDANCE WITH
GOVERNMENT AUDITING STANDARDS**

**Lynden School District No. 504
Whatcom County
September 1, 2013 through August 31, 2014**

Board of Directors
Lynden School District No. 504
Lynden, Washington

We have audited, in accordance with auditing standards generally accepted in the United States of America and the standards applicable to financial audits contained in *Government Auditing Standards*, issued by the Comptroller General of the United States, the financial statements of Lynden School District No. 504, Whatcom County, Washington, as of and for the year ended August 31, 2014, and the related notes to the financial statements, which collectively comprise the District's financial statements, and have issued our report thereon dated March 13, 2015. As discussed in Note 1 to the financial statements, during the year ended August 31, 2014, the District implemented Governmental Accounting Standards Board Statement No. 65, *Items Previously Reported as Assets and Liabilities*.

INTERNAL CONTROL OVER FINANCIAL REPORTING

In planning and performing our audit of the financial statements, we considered the District's internal control over financial reporting (internal control) to determine the audit procedures that are appropriate in the circumstances for the purpose of expressing our opinion on the financial statements, but not for the purpose of expressing an opinion on the effectiveness of the District's internal control. Accordingly, we do not express an opinion on the effectiveness of the District's internal control.

A *deficiency in internal control* exists when the design or operation of a control does not allow management or employees, in the normal course of performing their assigned functions, to prevent, or detect and correct, misstatements on a timely basis. A *material weakness* is a deficiency, or a combination of deficiencies, in internal control such that there is a reasonable possibility that a material misstatement of the District's financial statements will not be prevented, or detected and corrected on a timely basis. A *significant deficiency* is a deficiency,

or a combination of deficiencies, in internal control that is less severe than a material weakness, yet important enough to merit attention by those charged with governance.

Our consideration of internal control was for the limited purpose described in the first paragraph of this section and was not designed to identify all deficiencies in internal control that might be material weaknesses or significant deficiencies. Given these limitations, during our audit we did not identify any deficiencies in internal control that we consider to be material weaknesses. However, material weaknesses may exist that have not been identified.

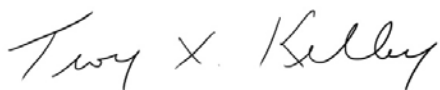
COMPLIANCE AND OTHER MATTERS

As part of obtaining reasonable assurance about whether the District's financial statements are free from material misstatement, we performed tests of the District's compliance with certain provisions of laws, regulations, contracts and grant agreements, noncompliance with which could have a direct and material effect on the determination of financial statement amounts. However, providing an opinion on compliance with those provisions was not an objective of our audit, and accordingly, we do not express such an opinion.

The results of our tests disclosed no instances of noncompliance or other matters that are required to be reported under *Government Auditing Standards*.

PURPOSE OF THIS REPORT

The purpose of this report is solely to describe the scope of our testing of internal control and compliance and the results of that testing, and not to provide an opinion on the effectiveness of the District's internal control or on compliance. This report is an integral part of an audit performed in accordance with *Government Auditing Standards* in considering the District's internal control and compliance. Accordingly, this communication is not suitable for any other purpose. However, this report is a matter of public record and its distribution is not limited. It also serves to disseminate information to the public as a reporting tool to help citizens assess government operations.



TROY KELLEY
STATE AUDITOR
OLYMPIA, WA

March 13, 2015

**INDEPENDENT AUDITOR'S REPORT ON COMPLIANCE FOR
EACH MAJOR FEDERAL PROGRAM AND ON INTERNAL
CONTROL OVER COMPLIANCE IN ACCORDANCE WITH OMB
CIRCULAR A-133**

**Lynden School District No. 504
Whatcom County
September 1, 2013 through August 31, 2014**

Board of Directors
Lynden School District No. 504
Lynden, Washington

**REPORT ON COMPLIANCE FOR EACH MAJOR FEDERAL
PROGRAM**

We have audited the compliance of Lynden School District No. 504, Whatcom County, Washington, with the types of compliance requirements described in the U.S. *Office of Management and Budget (OMB) Circular A-133 Compliance Supplement* that could have a direct and material effect on each of its major federal programs for the year ended August 31, 2014. The District's major federal programs are identified in the accompanying Federal Summary.

Management's Responsibility

Management is responsible for compliance with the requirements of laws, regulations, contracts and grants applicable to its federal programs.

Auditor's Responsibility

Our responsibility is to express an opinion on compliance for each of the District's major federal programs based on our audit of the types of compliance requirements referred to above. We conducted our audit of compliance in accordance with auditing standards generally accepted in the United States of America; the standards applicable to financial audits contained in *Government Auditing Standards*, issued by the Comptroller General of the United States; and OMB Circular A-133, *Audits of States, Local Governments, and Non-Profit Organizations*. Those standards and OMB Circular A-133 require that we plan and perform the audit to obtain reasonable assurance about whether noncompliance with the types of compliance requirements referred to above that could have a direct and material effect on a major federal program

occurred. An audit includes examining, on a test basis, evidence about the District's compliance with those requirements and performing such other procedures as we considered necessary in the circumstances.

We believe that our audit provides a reasonable basis for our opinion on compliance for each major federal program. Our audit does not provide a legal determination on the District's compliance.

Opinion on Each Major Federal Program

In our opinion, the District complied, in all material respects, with the types of compliance requirements referred to above that could have a direct and material effect on each of its major federal programs for the year ended August 31, 2014.

REPORT ON INTERNAL CONTROL OVER COMPLIANCE

Management of the District is responsible for establishing and maintaining effective internal control over compliance with the types of compliance requirements referred to above. In planning and performing our audit of compliance, we considered the District's internal control over compliance with the types of requirements that could have a direct and material effect on each major federal program in order to determine the auditing procedures that are appropriate in the circumstances for the purpose of expressing an opinion on compliance for each major federal program and to test and report on internal control over compliance in accordance with OMB Circular A-133, but not for the purpose of expressing an opinion on the effectiveness of internal control over compliance. Accordingly, we do not express an opinion on the effectiveness of the District's internal control over compliance.

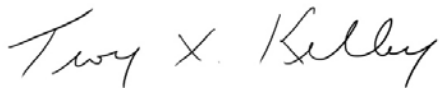
A deficiency in internal control over compliance exists when the design or operation of a control over compliance does not allow management or employees, in the normal course of performing their assigned functions, to prevent, or detect and correct, noncompliance with a type of compliance requirement of a federal program on a timely basis. *A material weakness in internal control over compliance* is a deficiency, or combination of deficiencies, in internal control over compliance, such that there is a reasonable possibility that material noncompliance with a type of compliance requirement of a federal program will not be prevented, or detected and corrected, on a timely basis. *A significant deficiency in internal control over compliance* is a deficiency, or a combination of deficiencies, in internal control over compliance with a type of compliance requirement of a federal program that is less severe than a material weakness in internal control over compliance, yet important enough to merit attention by those charged with governance.

Our consideration of internal control over compliance was for the limited purpose described in the first paragraph of this section and was not designed to identify all deficiencies in internal

control that might be material weaknesses or significant deficiencies. We did not identify any deficiencies in internal control over compliance that we consider to be material weaknesses. However, material weaknesses may exist that have not been identified.

PURPOSE OF THIS REPORT

The purpose of this report on internal control over compliance is solely to describe the scope of our testing of internal control over compliance and the results of that testing based on the requirements of OMB Circular A-133. Accordingly, this report is not suitable for any other purpose. However, this report is a matter of public record and its distribution is not limited. It also serves to disseminate information to the public as a reporting tool to help citizens assess government operations.

A handwritten signature in black ink that reads "Troy X. Kelley". The signature is written in a cursive, flowing style.

TROY KELLEY
STATE AUDITOR
OLYMPIA, WA

March 13, 2015

INDEPENDENT AUDITOR'S REPORT ON FINANCIAL STATEMENTS

Lynden School District No. 504 Whatcom County September 1, 2013 through August 31, 2014

Board of Directors
Lynden School District No. 504
Lynden, Washington

REPORT ON THE FINANCIAL STATEMENTS

We have audited the accompanying financial statements of Lynden School District No. 504, Whatcom County, Washington, as of and for the year ended August 31, 2014, and the related notes to the financial statements, which collectively comprise the District's financial statements, as listed on page 14.

Management's Responsibility for the Financial Statements

Management is responsible for the preparation and fair presentation of these financial statements in accordance with the financial reporting provisions of Washington State statutes and the *Accounting Manual for Public School Districts in the State of Washington* (Accounting Manual) described in Note 1. This includes determining that the basis of accounting is acceptable for the presentation of the financial statements in the circumstances. Management is also responsible for the design, implementation, and maintenance of internal control relevant to the preparation and fair presentation of financial statements that are free from material misstatement, whether due to fraud or error.

Auditor's Responsibility

Our responsibility is to express an opinion on these financial statements based on our audit. We conducted our audit in accordance with auditing standards generally accepted in the United States of America and the standards applicable to financial audits contained in *Government Auditing Standards*, issued by the Comptroller General of the United States. Those standards require that we plan and perform the audit to obtain reasonable assurance about whether the financial statements are free from material misstatement.

An audit involves performing procedures to obtain audit evidence about the amounts and disclosures in the financial statements. The procedures selected depend on the auditor's

judgment, including the assessment of the risks of material misstatement of the financial statements, whether due to fraud or error. In making those risk assessments, the auditor considers internal control relevant to the District's preparation and fair presentation of the financial statements in order to design audit procedures that are appropriate in the circumstances, but not for the purpose of expressing an opinion on the effectiveness of the District's internal control. Accordingly, we express no such opinion. An audit also includes evaluating the appropriateness of accounting policies used and the reasonableness of significant account estimates made by management, as well as evaluating the overall presentation of the financial statements.

We believe that the audit evidence we have obtained is sufficient and appropriate to provide a basis for our audit opinions.

Unmodified Opinion on Regulatory Basis of Accounting (Accounting Manual)

As described in Note 1, the District has prepared these financial statements to meet the financial reporting requirements of Washington State statutes using accounting practices prescribed by the Accounting Manual. Those accounting practices differ from accounting principles generally accepted in the United States of America (GAAP). The difference in these accounting practices is also described in Note 1.

In our opinion, the financial statements referred to above present fairly, in all material respects, the financial position of Lynden School District No. 504, as of August 31, 2014, and the changes in financial position thereof for the year then ended in accordance with the basis of accounting described in Note 1.

Unmodified Opinions on the Governmental Funds Based on U.S. GAAP

In our opinion, the financial statements referred to above present fairly, in all material respects, the respective financial position of the General, ASB, Debt Service, Capital Project and Transportation Vehicle funds as of August 31, 2014, and the changes in financial position thereof for the year then ended in accordance with accounting principles generally accepted in the United States of America.

Matters of Emphasis

As discussed in Note 1 to the financial statements, the District adopted new accounting guidance, Governmental Accounting Standards Board Statement No. 65, *Items Previously Reported as Assets and Liabilities*. Our opinion is not modified with respect to this matter.

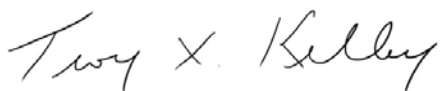
Other Matters

Supplementary and Other Information

Our audit was performed for the purpose of forming an opinion on the financial statements taken as a whole. The accompanying Schedule of Expenditures of Federal Awards is presented for purposes of additional analysis as required by U.S. Office of Management and Budget Circular A-133, *Audits of States, Local Governments, and Non-Profit Organizations*. The accompanying Schedules of Long-Term Liabilities are also presented for purposes of additional analysis, as required by the prescribed Accounting Manual. These schedules are not a required part of the financial statements. Such information is the responsibility of management and was derived from and relates directly to the underlying accounting and other records used to prepare the financial statements. The information has been subjected to the auditing procedures applied in the audit of the financial statements, and certain additional procedures, including comparing and reconciling such information directly to the underlying accounting and other records used to prepare the financial statements or to the financial statements themselves, and other additional procedures in accordance with auditing standards generally accepted in the United States of America. In our opinion, the information is fairly stated, in all material respects, in relation to the financial statements taken as a whole.

OTHER REPORTING REQUIRED BY GOVERNMENT AUDITING STANDARDS

In accordance with *Government Auditing Standards*, we have also issued our report dated March 13, 2015 on our consideration of the District's internal control over financial reporting and on our tests of its compliance with certain provisions of laws, regulations, contracts and grant agreements and other matters. The purpose of that report is to describe the scope of our testing of internal control over financial reporting and compliance and the results of that testing, and not to provide an opinion on the internal control over financial reporting or on compliance. That report is an integral part of an audit performed in accordance with *Government Auditing Standards* in considering the District's internal control over financial reporting and compliance.



TROY KELLEY
STATE AUDITOR
OLYMPIA, WA

March 13, 2015

FINANCIAL SECTION

Lynden School District No. 504
Whatcom County
September 1, 2013 through August 31, 2014

FINANCIAL STATEMENTS

Balance Sheet – Governmental Funds – 2014
Statement of Revenues, Expenditures and Changes in Fund Balance – Governmental
Funds – 2014
Notes to Financial Statements – 2014

SUPPLEMENTARY AND OTHER INFORMATION

Schedules of Long-Term Liabilities – 2014
Schedule of Expenditures of Federal Awards – 2014
Notes to the Schedule of Expenditures of Federal Awards – 2014

Lynden School District No. 504

Balance Sheet

Governmental Funds

August 31, 2014

	General Fund	ASB Fund	Debt Service Fund	Capital Projects Fund	Transportation Vehicle Fund	Permanent Fund	Total
ASSETS:							
Cash and Cash Equivalents	541,924.50	102,009.56	135,194.66	140.55	4,540.96	0.00	783,810.23
Minus Warrants Outstanding	-457,910.42	-24,909.81	0.00	0.00	0.00	0.00	-482,820.23
Taxes Receivable	2,588,028.51		119.20	0.00	0.00		2,588,147.71
Due From Other Funds	14,500.10	6,747.69	0.00	0.00	0.00	0.00	21,247.79
Due From Other Governmental Units	129,865.37	0.00	0.00	0.00	0.00	0.00	129,865.37
Accounts Receivable	11,885.60	6,400.00	0.00	0.00	0.00	0.00	18,285.60
Interfund Loans Receivable	0.00			0.00			0.00
Accrued Interest Receivable	0.00	0.00	0.00	0.00	0.00	0.00	0.00
Inventory	23,144.32	0.00					23,144.32
Prepaid Items	265,855.40	4,971.25		0.00	0.00	0.00	270,826.65
Investments	1,420,453.85	3,147.41	7,389.90	47,622.99	404,931.95	0.00	1,883,546.10
Investments/Cash With Trustee	0.00		0.00	0.00	0.00	0.00	0.00
Investments-Deferred Compensation	0.00			0.00			0.00
Self-Insurance Security Deposit	0.00						0.00
TOTAL ASSETS	4,537,747.23	98,366.10	142,703.76	47,763.54	409,472.91	0.00	5,236,053.54
LIABILITIES:							
Accounts Payable	190,229.74	7,190.36	0.00	0.00	0.00	0.00	197,420.10
Contracts Payable Current	0.00	0.00		0.00	0.00	0.00	0.00
Accrued Interest Payable			0.00				0.00
Accrued Salaries	22,598.28	0.00		0.00			22,598.28
Anticipation Notes Payable	0.00		0.00	0.00	0.00		0.00
Payroll Deductions and Taxes Payable	5,055.90	0.00		0.00			5,055.90
Due To Other Governmental Units	3,670.79	0.00		0.00	0.00	0.00	3,670.79
Deferred Compensation Payable	0.00			0.00			0.00
Estimated Employee Benefits Payable	0.00						0.00
Due To Other Funds	6,747.69	14,500.10	0.00	0.00	0.00	0.00	21,247.79

The accompanying notes are an integral part of this financial statement.

Balance Sheet

Governmental Funds

August 31, 2014

	General Fund	ASB Fund	Debt Service Fund	Capital Projects Fund	Transportation Vehicle Fund	Permanent Fund	Total
LIABILITIES:							
Interfund Loans Payable	0.00		0.00	0.00	0.00		0.00
Deposits	1,933.85	0.00		0.00			1,933.85
Unearned Revenue	0.00	0.00	0.00	0.00	0.00		0.00
Matured Bonds Payable			0.00				0.00
Matured Bond Interest Payable			0.00				0.00
Arbitrage Rebate Payable	0.00		0.00	0.00	0.00		0.00
TOTAL LIABILITIES	230,236.25	21,690.46	0.00	0.00	0.00	0.00	251,926.71
DEFERRED INFLOWS OF RESOURCES:							
Unavailable Revenue	53,141.11	59,174.54	0.00	0.00	0.00	0.00	112,315.65
Unavailable Revenue - Taxes Receivable	2,588,028.51		119.20	0.00	0.00		2,588,147.71
TOTAL DEFERRED INFLOWS OF RESOURCES	2,641,169.62	59,174.54	119.20	0.00	0.00	0.00	2,700,463.36
FUND BALANCE:							
Nonspendable Fund Balance	288,999.72	4,971.25	0.00	0.00	0.00	0.00	293,970.97
Restricted Fund Balance	143,065.02	12,529.85	142,584.56	24,562.34	409,472.91	0.00	732,214.68
Committed Fund Balance	1,304,795.34	0.00	0.00	0.00	0.00	0.00	1,304,795.34
Assigned Fund Balance	0.00	0.00	0.00	23,201.20	0.00	0.00	23,201.20
Unassigned Fund Balance	-70,518.72	0.00	0.00	0.00	0.00	0.00	-70,518.72
TOTAL FUND BALANCE	1,666,341.36	17,501.10	142,584.56	47,763.54	409,472.91	0.00	2,283,663.47
TOTAL LIABILITIES, DEFERRED INFLOW OF RESOURCES, AND FUND BALANCE	4,537,747.23	98,366.10	142,703.76	47,763.54	409,472.91	0.00	5,236,053.54

The accompanying notes are an integral part of this financial statement.

Statement of Revenues, Expenditures, and Changes in Fund Balance

Governmental Funds

For the Year Ended August 31, 2014

	General Fund	ASB Fund	Debt Service Fund	Capital Projects Fund	Transportation Vehicle Fund	Permanent Fund	Total
REVENUES:							
Local	6,034,684.21	381,056.77	4,776.13	275.17	1,805.89		6,422,598.17
State	18,641,060.20		0.00	0.00	211,505.40		18,852,565.60
Federal	1,822,128.12		0.00	0.00	0.00		1,822,128.12
Federal Stimulus	0.00						0.00
Other	95,807.85			0.00	0.00	0.00	95,807.85
TOTAL REVENUES	26,593,680.38	381,056.77	4,776.13	275.17	213,311.29	0.00	27,193,099.74
EXPENDITURES:							
CURRENT:							
Regular Instruction	14,300,473.20						14,300,473.20
Federal Stimulus	0.00						0.00
Special Education	3,622,338.65						3,622,338.65
Vocational Education	1,121,537.41						1,121,537.41
Skill Center	0.00						0.00
Compensatory Programs	1,351,730.44						1,351,730.44
Other Instructional Programs	123,370.07						123,370.07
Community Services	7,261.57						7,261.57
Support Services	5,410,324.38						5,410,324.38
Student Activities/Other		403,955.55				0.00	403,955.55
CAPITAL OUTLAY:							
Sites				0.00			0.00
Building				0.00			0.00
Equipment				0.00			0.00
Instructional Technology				0.00			0.00
Energy				0.00			0.00
Transportation Equipment					274,294.09		274,294.09
Sales and Lease				0.00			0.00
Other	158,871.12						158,871.12
DEBT SERVICE:							
Principal	0.00		213,494.89	0.00	0.00		213,494.89
Interest and Other Charges	0.00		130,703.98	0.00	0.00		130,703.98
Bond/Levy Issuance				0.00	0.00		0.00
TOTAL EXPENDITURES	26,095,906.84	403,955.55	344,198.87	0.00	274,294.09	0.00	27,118,355.35

The accompanying notes are an integral part of this financial statement.

Statement of Revenues, Expenditures, and Changes in Fund Balance

Governmental Funds

For the Year Ended August 31, 2014

	General Fund	ASB Fund	Debt Service Fund	Capital Projects Fund	Transportation Vehicle Fund	Permanent Fund	Total
DEBT SERVICE:							
REVENUES OVER (UNDER) EXPENDITURES	497,773.54	-22,898.78	-339,422.74	275.17	-60,982.80	0.00	74,744.39
OTHER FINANCING SOURCES (USES):							
Bond Sales & Refunding Bond Sales	0.00		0.00	0.00	0.00		0.00
Long-Term Financing	0.00			0.00	0.00		0.00
Transfers In	0.00		376,732.20	0.00	0.00		376,732.20
Transfers Out (GL 536)	-376,732.20		0.00	0.00	0.00	0.00	-376,732.20
Other Financing Uses (GL 535)	0.00		0.00	0.00	0.00		0.00
Other	9,013.26		0.00	0.00	14,838.53		23,851.79
TOTAL OTHER FINANCING SOURCES (USES)	-367,718.94		376,732.20	0.00	14,838.53	0.00	23,851.79
EXCESS OF REVENUES/OTHER FINANCING SOURCES OVER (UNDER) EXPENDITURES AND OTHER FINANCING USES	130,054.60	-22,898.78	37,309.46	275.17	-46,144.27	0.00	98,596.18
BEGINNING TOTAL FUND BALANCE	1,537,977.66	40,399.88	105,275.10	47,488.37	455,617.18	0.00	2,186,758.19
Prior Year(s) Corrections or Restatements	-1,690.90	0.00	0.00	0.00	0.00	0.00	-1,690.90
ENDING TOTAL FUND BALANCE	1,666,341.36	17,501.10	142,584.56	47,763.54	409,472.91	0.00	2,283,663.47

The accompanying notes are an integral part of this financial statement.

LYNDEN SCHOOL DISTRICT NO. 504
Notes to the Financial Statements
September 1, 2013 through August 31, 2014

NOTE 1: SUMMARY OF SIGNIFICANT ACCOUNTING POLICIES

The Lynden School District (District) is a municipal corporation organized pursuant to Title 28A of the Revised Code of Washington (RCW) for the purposes of providing public school services to students in grades K–12. Oversight responsibility for the District's operations is vested with the independently elected board of directors. Management of the District is appointed by and is accountable to the board of directors. Fiscal responsibility, including budget authority and the power to set fees, levy property taxes, and issue debt consistent with provisions of state statutes, also rests with the board of directors.

The District presents governmental fund financial statements and related notes on the modified accrual basis of accounting in accordance with the *Accounting Manual for Public School Districts in the State of Washington*, issued jointly by the State Auditor's Office and the Superintendent of Public Instruction by the authority of RCW 43.09.200, RCW 28A.505.140, RCW 28A.505.010(1), and RCW 28A.505.020. This manual prescribes a financial reporting framework that differs from generally accepted accounting principles (GAAP) in the following manner:

- (1) Districtwide statements are not presented.
- (2) A Schedule of Long-Term Liabilities is presented as supplementary information.
- (3) Supplementary information required by GAAP is not presented

Fund Accounting

Financial transactions of the District are reported in individual funds. Each fund uses a separate set of self-balancing accounts that comprise its assets, liabilities, fund equity, revenues, and expenditures (or expenses) as appropriate. All funds are considered major funds. The various funds in the report are grouped into governmental (and fiduciary) funds as follows:

Governmental Funds

General Fund

This fund is used to account for all expendable financial resources, except for those that are required to be accounted for in another fund. In keeping with the principle of having as few funds as are necessary, activities such as food services, maintenance, data processing, printing, and student transportation are included in the General Fund.

Capital Projects Funds

These funds account for financial resources that are to be used for the construction or acquisition of major capital assets. There are two funds that are considered to be of the capital projects fund type: the Capital Projects Fund and the Transportation Vehicle Fund.

Capital Projects Fund. This fund is used to account for resources set aside for the acquisition and construction of major capital assets such as land and buildings.

Transportation Vehicle Fund. This fund is used to account for the purchase, major repair, rebuilding, and debt service expenditures that relate to pupil transportation equipment.

Debt Service Fund

This fund is used to account for the accumulation of resources for and the payment of matured general long-term debt principle and interest.

Special Revenue Fund

In Washington State, the only allowable special revenue fund for school districts is the Associated Student Body (ASB) Fund. This fund is accounted for in the District's financial statements as the financial resources legally belong to the District. As a special revenue fund, amounts within the ASB Fund may only be used for those purposes that relate to the operation of the Associated Student Body of the District.

Measurement focus, basis of accounting and fund financial statement presentation

Governmental fund financial statements are reported using the current financial resources measurement focus and the modified accrual basis of accounting. Revenues are recognized as soon as they are measurable and available. Revenues are considered "measurable" if the amount of the transaction can be readily determined. Revenues are considered "available" when they are collectible within the current period or soon enough thereafter to pay liabilities of the current period. For this purpose, the District considers revenues to be available if they are collected within 60 days after year-end. Property taxes receivable are measurable but not available and are, therefore, not accrued. Categorical program claims and interdistrict billings are measurable and available and are, therefore, accrued.

Expenditures are recognized under the modified accrual basis of accounting when the related fund liability is incurred, except for unmatured principal and interest on long-term debt which are recorded when due. Purchases of capital assets are expensed during the year of acquisition. For federal grants, the recognition of expenditures is dependent on the obligation date. (Obligation means a purchase order has been issued, contracts have been awarded, or goods and/or services have been received.)

Budgets

Chapter 28A.505 RCW and Chapter 392-123 Washington Administrative Code (WAC) mandate school district budget policies and procedures. The board adopts annual appropriated budgets for all governmental funds. These budgets are appropriated at the fund level. The budget constitutes the legal authority for expenditures at that level. Appropriations lapse at the end of the fiscal period.

Budgets are adopted on the same modified accrual basis as used for financial reporting. Fund balance is budgeted as available resources and, under statute, may not be negative, unless the District enters into binding conditions with state oversight pursuant to RCW 28A.505.110.

The government's policy regarding whether to first apply restricted or unrestricted resources when an expense is incurred for purposes for which both restricted and unrestricted net assets are available.

The District receives state funding for specific categorical education-related programs. Amounts that are received for these programs that are not used in the current fiscal year may be carried forward into the subsequent fiscal year, where they may be used only for the same purpose as they were originally received. When the District has such carryover, those funds are expended before any amounts received in the current year are expended.

Additionally, the District has other restrictions placed on its financial resources. When expenditures are recorded for purposes for which a restriction or commitment of fund balance is available, those funds that are restricted or committed to that purpose are considered first before any unrestricted or unassigned amounts are expended.

The government's fund balance classifications policies and procedures.

The District classifies ending fund balance for its governmental funds into five categories.

Nonspendable Fund Balance. The amounts reported as Nonspendable are resources of the District that are not in spendable format. They are either non-liquid resources such as inventory or prepaid items, or the resources are legally or contractually required to be maintained intact.

Restricted Fund Balance. Amounts that are reported as Restricted are those resources of the District that have had a legal restriction placed on their use either from statute, WAC, or other legal requirements that are beyond the control of the board of directors. Restricted fund balance includes anticipated recovery of revenues that have been received but are restricted as to their usage.

Committed Fund Balance. Amounts that are reported as Committed are those resources of the District that have had a limitation placed upon their usage by formal action of the District's board of directors. Commitments are made either through a formal adopted board resolution or are related to an established policy of the board. Commitments may only be changed when the resources are used for the intended purpose or the limitation is removed by a subsequent formal action of the board of directors.

Assigned Fund Balance. In the General Fund, amounts that are reported as Assigned are those resources that the District has set aside for specific purposes. These accounts reflect tentative management plans for future financial resource use such as the replacement of equipment or the assignment of resources for contingencies. Assignments reduce the amount reported as Unassigned Fund Balance, but may not reduce that balance below zero.

In other governmental funds, Assigned fund balance represents a positive ending spendable fund balance once all restrictions and commitments are considered. These resources are only available for expenditure in that fund and may not be used in any other fund without formal action by the District's board of directors and as allowed by statute.

The Superintendent and Board are the only persons who have the authority to create Assignments of fund balance.

Unassigned Fund Balance. In the General Fund, amounts that are reported as Unassigned are those net spendable resources of the District that are not otherwise Restricted, Committed, or Assigned, and may be used for any purpose within the General Fund.

In other governmental funds, Unassigned fund balance represents a deficit ending spendable fund balance once all restrictions and commitments are considered.

A negative Unassigned fund balance means that the legal restrictions and formal commitments of the District exceed its currently available resources.

Cash and Cash Equivalents

All of the District's cash and cash equivalents are considered to be cash on hand, demand deposits, and short-term investments with original maturities of three months or less from the date of acquisition.

Inventory

Inventory is valued at cost using the first-in, first-out (FIFO) method. The consumption method of inventory is used, which charges inventory as an expenditure when it is consumed. A portion of fund balance, representing inventory, is considered Nonspendable. USDA commodity inventory consists of food donated by the United States Department of Agriculture. It is valued at the prices paid by the USDA for the commodities.

Accounting and Reporting Changes

Effective for the 2013-2014 school year, the district implemented provisions of GASB Statement No. 65 Items Previously Reported as Assets and Liabilities. As a result, deferred property taxes were reclassified from liabilities to deferred inflows of resources.

NOTE 2: CASH DEPOSITS WITH FINANCIAL INSTITUTIONS

The Whatcom County Treasurer is the *ex officio* treasurer for the District and holds all accounts of the District. The District directs the County Treasurer to invest those financial resources of the District that the District has determined are not needed to meet the current financial obligations of the District.

All of the District's investments (except for investments of deferred compensation plans) during the year and at year-end were insured or registered and held by the District or its agent in the District's name.

The District's investments as of August 31, 2014, are as follows:

	Number of Securities	Carrying Amount	Market Value
County Treasurer's Investment Pool			1,883,546.10

NOTE 3: SIGNIFICANT CONTINGENT LIABILITIES

Litigation

The District has no known legal obligations that would materially impact the financial position of the District.

NOTE 4: SIGNIFICANT EFFECTS OF SUBSEQUENT EVENTS

There were no events after the balance sheet date that would have a material impact on the next or future fiscal years.

NOTE 5: ANNUAL PENSION COST AND NET PENSION OBLIGATIONS

A. General Information

Substantially all District full-time and qualifying part-time employees participate in one of the following three contributory, multi-employer, cost-sharing statewide retirement systems managed by the Washington State Department of Retirement Systems (DRS): Teachers' Retirement System (TRS), Public Employees' Retirement System (PERS) and School Employees' Retirement System (SERS). Participation in the programs was as follows:

Membership by retirement system program as of June 30, 2012:

<u>Program</u>	<u>Active Members</u>	<u>Inactive Vested Members</u>	<u>Retired Members</u>
TRS	65,357	9,545	42,918
PERS	150,590	30,515	82,242
SERS	51,558	10,920	7,651

Membership by retirement system program as of June 30, 2013:

<u>Program</u>	<u>Active Members</u>	<u>Inactive Vested Members</u>	<u>Retired Members</u>
TRS	65,935	9,823	44,220
PERS	150,706	31,047	85,328
SERS	52,295	11,588	9,079

Data is as of last actuarial valuation date of June 30, 2013.

Certificated public employees are members of TRS. Noncertificated public employees are members of PERS (if Plan 1) or SERS.

Plan 1 under the TRS and PERS programs are defined benefit pension plans whose members joined the system on or before September 30, 1977. Plan 1 members are eligible to retire with

full benefits after five years of credited service and attainment of age 60, after 25 years of credited service and attainment of age 55, or after 30 years of credited service.

Plan 2 under the TRS or SERS programs are defined benefit pension plans whose members joined on or after October 1, 1977, but before June 30, 1996 or August 31, 2000, for TRS or SERS programs, respectively. Members of TRS and SERS are eligible to retire with full benefits after five years of credited service and attainment of age 65, after 20 years of credited service and attainment of age 55 with the benefit actuarially reduced from age 65, or 30 years of credited service and receive either a reduced benefit or stricter return-to-work rules.

Plan 3 under the TRS and SERS programs are defined benefit, defined contribution pension plans whose members joined on or after July 1, 1996, or September 1, 2000, for TRS and SERS, respectively. Members are eligible to retire with full benefits at age 65, or they may retire at age 55 with at least ten service years with a reduced benefit amount, or they may retire at age 55 with at least 30 service years and receive either a reduced benefit or stricter return-to-work rules.

Average final compensation (AFC) of Plan 1 TRS and PERS members is the highest average salary during any two consecutive years. For Plan 2 and Plan 3 TRS and SERS members, it is the highest average salary during any five consecutive years.

The retirement allowance of Plan 1 TRS and PERS members is the AFC multiplied by 2 percent per year of service capped at 60 percent with a cost-of-living adjustment. For Plan 2 TRS and SERS members, it is the AFC multiplied by 2 percent per year of service with provision for a cost-of-living adjustment. For the defined benefit portion of Plan 3 TRS and SERS it is the AFC multiplied by 1 percent per year of service with a cost-of-living adjustment.

The employer contribution rates for PERS, TRS, and SERS (Plans 1, 2, and 3) and the TRS and SERS Plan 2 employee contribution rates are established by the Pension Funding Council based upon the rates set by the Legislature. The employee contribution rate for Plan 1 in PERS and TRS is set by statute at 6 percent and does not vary from year to year. The employer rate is the same for all plans in a system. The methods used to determine the contribution requirements are established under chapters 41.40, 41.32, and 41.35 RCW for PERS, TRS and SERS respectively.

The district contribution represents its full liability under both systems, except that future rates may be adjusted to meet the system needs.

B. Contributions

Employee contribution rates effective September 1, 2013 through August 31, 2014:

Plan 1 TRS	6.00%	Plan 1 PERS	6.00%
Plan 2 TRS	4.96%	Plan 2 SERS	4.64%
Plan 3 TRS and SERS	5.00% (minimum),	15.00% (maximum)	

For Plan 3 TRS and SERS, rates adjusted based upon age may be chosen. The optional rates range begins at 5 percent and increase to a maximum of 15 percent.

Employer contribution rates effective September 1, 2013 through August 31, 2014:

Plan 1 TRS	10.39%	Plan 1 PERS	9.21%
Plan 2 TRS	10.39%	Plan 2 SERS	9.82%
Plan 3 TRS	10.39%	Plan 3 SERS	9.82%

Under current law the employer must contribute 100 percent of the employer-required contribution. Employer required contributions in dollars (Participant information for all plans is as of August 31):

Plan	FY 13-14	FY 12-13	FY 11-12
Plan 1 TRS	34,562.12	41,814.51	52,247.71
Plan 2 TRS	127,952.71	72,563.68	60,920.61
Plan 3 TRS	982,942.77	730,537.70	716,032.50
Plan 1 PERS	6,698.96	5,322.35	4,983.57
Plan 2 SERS	160,012.94	106,480.93	93,305.17
Plan 3 SERS	220,699.55	169,389.42	174,157.70
Total	\$ 1,532,869.05	\$ 1,126,108.59	\$ 1,101,647.26

Historical trend information showing TRS, PERS and SERS progress in accumulating sufficient assets to pay benefits when due is presented in the state of Washington's June 30, 2014, comprehensive annual financial report. Refer to this report for detailed trend information. It is available from:

State of Washington
Office of Financial Management
300 Insurance Building
PO BOX 43113
Olympia, WA 98504-3113

NOTE 6: COMMITMENTS UNDER NONCAPITALIZED (OPERATING) LEASES

For the fiscal year ended August 31, 2014, the District had incurred additional long-term debt as follows:

Year	Payments						Total
	Lease 20 PitneyBowes	Lease 27 Xerox	Lease 30 Xerox	Lease 31 Xerox	Lease ISOM Canon	Lease Fisher Canon	
14/15	2,494.52	5,462.88	2,100.12	2,912.04	9,111.96	7,291.68	29,373.20
15/16	623.63	5,462.88	2,100.12	2,912.04	9,111.96	7,291.68	27,502.31
16/17	-	3,186.68	1,925.11	2,912.04	9,111.96	7,291.68	24,427.47
17/18	-			1,698.69	9,111.96	7,291.68	18,102.33
18/19					3,796.65	6,076.40	9,873.05
	3,118.15	14,112.44	6,125.35	10,434.81	40,244.49	35,243.12	109,278.36

NOTE 7: REQUIRED DISCLOSURES ABOUT CAPITAL ASSETS

The District's capital assets are insured in the amount of \$500,000,000 for fiscal year 2014. In the opinion of the District's insurance consultant, the amount is sufficient to adequately fund replacement of the District's assets.

NOTE 8: REQUIRED DISCLOSURES ABOUT LONG-TERM LIABILITIES

Long-Term Debt

Bonds payable at August 31, 2014, are comprised of the following individual issues:

Issue Name	Amount Authorized	Annual Installments	Final Maturity	Interest Rate(s)	Amount Outstanding
General Obligation Bonds					
2007 Anticipation Note	\$185,000	24,562-31,489	06/01/15	4.975%	\$23,125
2009	\$3,305,000	170,000-290,000	06/01/24	3.0-5.36%	\$2,360,000
2009 QSCB Bond	\$500,000	0	12/15/24	2.0%	\$500,000
Total General Obligation Bonds					\$2,883,125

The following is a summary of general obligation long-term debt transactions of the District for the fiscal year ended August 31, 2014:

Long-Term Debt Payable at 9/1/2013	\$3,096,250
New Issues	\$0
Debt Retired	\$213,125
Long-Term Debt Payable at 8/31/2014	\$2,883,125

The following is a schedule of annual requirements to amortize debt at August 31, 2014:

Years Ending August 31,	Principal	Interest	Total
2015	218,125	113,423	331,548
2016	200,000	105,735	305,735
2017	210,000	97,235	307,235
2018	220,000	88,572	308,572
2019-2023	1,245,000	281,837	1,526,837
2024-2025	290,000	15,544	305,544
Total	2,383,125	702,346	3,085,471

At August 31, 2014, the District had \$9,630.97 available in the Debt Service Fund to service the general obligation bonds.

Sinking Fund

In 2009, the District issued \$500,000 worth of Qualified School Construction Bonds. As a condition of selling the bonds, the District is required to maintain a sinking fund with US Bank. The District is required to make regular payments into the sinking fund as shown in the following schedule. The balance of the sinking fund as of 6/30/14 was \$132,953.59.

NOTE 9: ENTITY RISK MANAGEMENT ACTIVITIES

Washington Schools Risk Management Pool

The district is a member of the Washington Schools Risk Management Pool (Pool). Chapter 48.62 RCW authorizes the governing body of any one or more governmental entities to form together into or join a pool or organization for the joint purchasing of insurance, and/or joint self-insuring, and/or joint hiring or contracting for risk management services to the same extent that they may individually purchase insurance, self-insure, or hire or contract for risk management services. An agreement to form a pooling arrangement was made pursuant to the provisions of Chapter 39.34 RCW, the Interlocal Cooperation Act. The Pool was formed in 1986 when educational service districts and school districts in the state of Washington joined together by signing an Interlocal Governmental Agreement to pool their self-insured losses and jointly purchase insurance and administrative services. Over 80 school and educational service districts have joined the Pool.

The Pool allows members to jointly purchase insurance coverage, establish a plan of self-insurance, and provide related services, such as risk management. The Pool provides the following coverages for its members: property, liability, vehicle, public official liability, crime, employment practices, machinery breakdown, and network security.

Members make an annual contribution to fund the Pool. The Pool acquires reinsurance from unrelated underwriters that are subject to a per-occurrence self-insured retention of \$1 million. Members are responsible for varied deductibles for both liability and property claims. Insurance carriers cover losses over \$1 million to the maximum limits of each policy. Since the Pool is a cooperative program, there is a joint liability among the participating members.

Members contract to remain in the Pool for a minimum of three years and must give notice two and one half years before terminating participation. The Interlocal Governmental Agreement is renewed automatically each year after the initial three-year period. Even after termination, a member is still responsible for contributions to the Pool for any unresolved, unreported, and in-process claims for the period they were a signatory to the Interlocal Governmental Agreement if the assets of the Pool were exhausted.

The Pool is fully funded by its member participants.

The Pool is governed by a board of directors which is comprised of one designated representative from each participating member. An executive board is elected at the annual meeting, and is responsible for overseeing the business affairs of the Pool.

Whatcom Educational Insurance Consortium (WEIC)

(ii) Whatcom Educational Insurance Consortium (WEIC)

The Lynden School District is a member of the Whatcom Educational Insurance Consortium (WEIC). Chapter 48.62 RCW authorizes the governing body of any one or more governmental entities to form together into or join a pool or organization for the joint purchasing of insurance, and/or joint self-insuring, and/or joint hiring or contracting for risk management services to the same extent that they may individually purchase insurance, self-insure, or hire or contract for risk management services. An agreement to form a pooling arrangement was made pursuant to the provisions of Chapter 39.34 RCW, the Interlocal Cooperation Act. The Pool was formed in 1999 when Lynden School District and the six other public school districts in Whatcom County in the state of Washington joined together by signing an Interlocal Governmental Agreement to pool their self-insured losses and jointly purchase insurance and administrative services.

The Pool allows members to purchase or arrange for delivery of certain welfare benefits for their employees and eligible dependents. The Pool provides the following forms of group purchased insurance coverage for its members: Vision coverage.

Members make a total monthly contribution of \$0.50 per subscriber per month to pay administrative costs related to vision coverage. Members remit monthly premium amounts to plan providers in accordance with the health benefit plans of their respective subscribers. During the 2013-14 fiscal year (September 1, 2013 through August 31, 2014) members paid a total of \$17,856 for administrative costs related to vision coverage. Since the Pool is a cooperative program, there is a joint liability among the participating members for vision coverage only.

Members contract to remain in the Pool for a minimum of 1 year, and must give notice by December 31 of the preceding year before terminating participation effective September 30 of the following year. The Interlocal Governmental Agreement is renewed automatically each year after the initial 1 year period. Even after termination, a member is still responsible for contributions to the Pool for any unresolved, unreported, and in-process vision claims for the period they were a signatory to the interlocal governmental agreement. As of August 31, 2014, there was \$140,404 in reserves to pay vision claims.

The Pool is fully funded by its member participants for vision coverage. Claims are filed by members with Northwest Administrator, Inc. which has been contracted to perform claims administration services for the Pool. Fees paid to Northwest Administrator, Inc., the third party administrator under this arrangement for the year ended August 31, 2013 were \$53,870, which included fees for claims administration services. For 2014-2015, the Pool has contracted with the third party administrator to perform claims adjustment and loss prevention services for \$55,471. This fee is based on a rate of \$1.55 per subscriber per month and the total fluctuates each month based on the number of subscribers.

The Pool is governed by a governing council of which is comprised of one superintendent from each participating member district. A Board of Trustees is selected each year from the member districts, and is responsible for conducting the business affairs of the Pool.

NOTE 10: PROPERTY TAXES

Property tax revenues are collected as the result of special levies passed by the voters in the District. Taxes are levied on January 1. The taxpayer has the obligation of paying all taxes on April 30 or one-half then and one-half on October 31. Typically, slightly more than half of the collections are made on the April 30 date. The October 31 collection is not available in time to

cover liabilities for the fiscal period ended August 31. Therefore, the fall portion of property taxes is not accrued as revenue. Instead, the property taxes due on October 31 are recorded as deferred revenue.

NOTE 11: JOINT VENTURES AND JOINTLY GOVERNED ORGANIZATIONS

The District is a member of the King County Director's Association (KCDA). KCDA is a purchasing cooperative designed to pool the member districts' purchasing power. The District's current equity of \$41,387.53 is the accumulation of the annual assignment of KCDA's operating surplus based upon the percentage derived from KCDA's total sales to the District compared to all other districts applied against paid administrative fees. The District may withdraw from the joint venture and will receive its equity in ten annual allocations of merchandise or 15 annual payments.

NOTE 12: FUND BALANCE CLASSIFICATION DETAILS

The District's financial statements include the following amounts presented in the aggregate.

	General Fund	ASB Fund	Capital Projects Fund	Debt Service Fund	Transportation Vehicle Fund
Nonspendable Fund Balance					
Inventory and Prepaid Items	\$288,999.72	\$4,971.25			
Restricted Fund Balance					
Carryover of Restricted Revenues	\$61,302.38				
Food Service Program Carryover	\$81,762.64				
Debt Service				\$142,584.56	
Other Items		\$12,529.85	\$24,562.34		\$409,472.91
Committed Fund Balance					
Minimum Fund Balance Policy	\$1,304,795.34				
Assigned Fund Balance					
Fund Purposes			\$23,201.20		
Unassigned Fund Balance	(\$70,518.72)				

In addition, the Capital Projects Fund has the following amounts in Restricted Fund Balance, based on the source of the revenues:

Restricted from Bond Proceeds	\$24,562.34
-------------------------------	-------------

The board of directors has established a minimum fund balance policy for the general fund to provide for financial stability and contingencies within the District. The policy is that the District shall maintain 5% of general expenditures, or a targeted amount. Portions of fund balance that are set aside for the purpose of meeting this policy are recorded on the financial statements as a part of Committed fund balance.

NOTE 13: POST-EMPLOYMENT BENEFIT PLANS OTHER THAN PENSION PLANS—BOTH IN SEPARATELY ISSUED PLAN FINANCIAL STATEMENTS AND EMPLOYER STATEMENTS

457 Plan – Deferred Compensation Plan

District employees have the option of participating in a deferred compensation plan as defined in §457 of the Internal Revenue Code that is administered by the state deferred compensation plan, or the District.

NOTE 14: TERMINATION BENEFITS

Compensated Absences

Employees earn sick leave at a rate of 12 days per year up to a maximum of one contract year.

Under the provisions of RCW 28A.400.210, sick leave accumulated by District employees is reimbursed at death or retirement at the rate of one day for each four days of accrued leave, limited to 180 accrued days. This chapter also provides for an annual buy out of an amount up to the maximum annual accumulation of 12 days. For buyout purposes, employees may accumulate such leave to a maximum of 192 days, including the annual accumulation, as of December 31 of each year.

These expenditures are recorded when paid, except termination sick leave that is accrued upon death, retirement, or upon termination provided the employee is at least 55 years of age and has sufficient years of service. Vested sick leave was computed using the termination payment method.

Vacation pay and personal leave, including benefits, that is expected to be liquidated with expendable available financial resources is reported as expenditures and a fund liability of the governmental fund that will pay it.

No unrecorded liability exists for other employee benefits.

Schedule of Long-Term Liabilities: GENERAL FUND

For the Year Ended August 31, 2014

Description	Beginning Outstanding Debt September 1, 2013	Amount Issued / Increased	Amount Redeemed / Decreased	Ending Outstanding Debt August 31, 2014	Amount Due Within One Year
Non-Voted Debt and Liabilities					
Capital Leases	0.00	0.00	0.00	0.00	0.00
Contracts Payable	0.00	0.00	0.00	0.00	0.00
Non-Cancellable Operating Leases	65,940.21	82,018.20	38,680.05	109,278.36	29,373.20
Claims & Judgements	0.00	0.00	0.00	0.00	0.00
Compensated Absences	180,501.56	13,636.27	23.22	194,114.61	114,547.75
Long-Term Notes	0.00	0.00	0.00	0.00	0.00
Anticipation Notes Payable	0.00	0.00	0.00	0.00	0.00
Lines of Credit	0.00	0.00	0.00	0.00	0.00
Other Non-Voted Debt	0.00	0.00	0.00	0.00	0.00
Other Liabilities					
Non-Voted Notes Not Recorded as Debt	0.00	0.00	0.00	0.00	0.00
Total Long-Term Liabilities	246,441.77	95,654.47	38,703.27	303,392.97	143,920.95

Schedule of Long-Term Liabilities: DEBT SERVICE FUND

For the Year Ended August 31, 2014

Description	Beginning Outstanding Debt September 1, 2013	Amount Issued / Increased	Amount Redeemed / Decreased	Ending Outstanding Debt August 31, 2014	Amount Due Within One Year
Voted Debt					
Voted Bonds	0.00	0.00	0.00	0.00	0.00
LOCAL Program Proceeds Issued in Lieu of Bonds	0.00	0.00	0.00	0.00	0.00
Non-Voted Debt					
Non-Voted Bonds	3,096,250.00	0.00	213,125.00	2,883,125.00	218,125.00
LOCAL Program Proceeds	0.00	0.00	0.00	0.00	0.00
Total Long-Term Liabilities	3,096,250.00	0.00	213,125.00	2,883,125.00	218,125.00

Lynden School District No. 504
SCHEDULE OF EXPENDITURES OF FEDERAL AWARDS
For the year ending August 31, 2014

1	2	3	4	5	6	7	8	9
Federal Agency Name	Pass Through Agency	Federal Program Title	CFDA Number	Other Identification Number	From Direct Awards	From Pass Through Awards	Total	Footnote
U.S. Dept. of Agriculture	WA OSPI	School Breakfast Program	10.553	N/A		97,265	97,265	1.5
U.S. Dept. of Agriculture	WA OSPI	National School Lunch Program	10.555	N/A		392,631	392,631	1.5
U.S. Dept. of Agriculture	WA State Treasurer	National School Lunch Program (Non-Cash Assistance (Commodities))	10.555	N/A		61,018	61,018	1.3.5
		CFDA #10.555 Total				453,649	453,649	
U.S. Dept. of Agriculture	WA OSPI	Schools and Roads - Grants to States	10.665	N/A		50,479	50,479	1.5
		U.S. Dept. of Agriculture Total				601,393	601,393	
U. S. Dept. of Education	WA OSPI	Title I Grants to Local Educational Agencies	84.010	0201558		341,821	341,821	1.4.6
U. S. Dept. of Education	WA OSPI	Title I Grants to Local Educational Agencies	84.010	0228616		16,870	16,870	1.6
U. S. Dept. of Education	WA OSPI	Title I Grants to Local Educational Agencies	84.010	0224500		3,359	3,359	1
		CFDA #84.010 Total				362,050	362,050	
U. S. Dept. of Education	WA OSPI	Migrant Education - State Grant Program	84.011	0282038		46,371	46,371	1.6
U. S. Dept. of Education	WA OSPI	Special Education - Grants to States	84.027	0304831		597,199	597,199	1.6
U. S. Dept. of Education	WA OSPI	Special Education - Grants to States	84.027	0337641		24,048	24,048	1
		CFDA #84.027 Total				621,247	621,247	
U. S. Dept. of Education	WA OSPI	Career and Technical Education - Basic Grants to States	84.048	0173068		22,435	22,435	1.6
U. S. Dept. of Education	WA OSPI	Special Education - Preschool Grants	84.173	0364830		19,825	19,825	1.6
U. S. Dept. of Education	Femdale School District	Education for Homeless Children and Youth	84.196	0455083		3,775	3,775	1.6
U. S. Dept. of Education	WA OSPI	English Language State Acquisition Grants	84.365	0401864		43,453	43,453	1
U. S. Dept. of Education	WA OSPI	Improving Teacher Quality State Grants	84.367	0523218		95,836	95,836	1.6
		U. S. Dept. of Education Total				1,214,992	1,214,992	
Total Federal Awards Expended						1,816,385	1,816,385	

The Accompanying Notes to the Schedule of Expenditures of Federal Awards are an Integral Part of this Schedule.

NOTES TO THE SCHEDULE OF EXPENDITURES OF FEDERAL AWARDS

NOTE 1—BASIS OF ACCOUNTING

The Schedule of Expenditures of Federal Awards is prepared on the same basis of accounting as the Lynden School District's financial statements. The District uses the *modified accrual* basis of accounting. Expenditures represent only the federally funded portions of the program. District records should be consulted to determine amounts expended or matched from non-federal sources.

NOTE 2—PROGRAM COSTS/MATCHING CONTRIBUTIONS

The amounts shown as current year expenses represent only the *federal* grant portion of the program costs. Entire program costs, including the District's portion, may be more than shown.

NOTE 3—NONCASH AWARDS

The amount of *commodities* reported on the schedule is the value of commodities distributed by the District during the current year and priced as prescribed by \$61,018

NOTE 4—SCHOOLWIDE PROGRAMS

The District operates a "schoolwide program" in two elementary buildings and the middle school. Using federal funding, schoolwide programs are designed to upgrade an entire educational program within a school for all students, rather than limit services to certain targeted students. The following federal program amounts were expended by the District in its schoolwide program. Title I (84.010) (\$326,477.07)

NOTE 5—NOT AVAILABLE (N/A)

The District was unable to obtain other identification number.

NOTE 6—FEDERAL INDIRECT RATE

The District used the federal *restricted* rate of 3.52 percent for this program.

ABOUT THE STATE AUDITOR'S OFFICE

The State Auditor's Office is established in the state's Constitution and is part of the executive branch of state government. The State Auditor is elected by the citizens of Washington and serves four-year terms.

We work with our audit clients and citizens to achieve our vision of government that works for citizens, by helping governments work better, cost less, deliver higher value, and earn greater public trust.

In fulfilling our mission to hold state and local governments accountable for the use of public resources, we also hold ourselves accountable by continually improving our audit quality and operational efficiency and developing highly engaged and committed employees.

As an elected agency, the State Auditor's Office has the independence necessary to objectively perform audits and investigations. Our audits are designed to comply with professional standards as well as to satisfy the requirements of federal, state, and local laws.

Our audits look at financial information and compliance with state, federal and local laws on the part of all local governments, including schools, and all state agencies, including institutions of higher education. In addition, we conduct performance audits of state agencies and local governments as well as [fraud](#), state [whistleblower](#) and [citizen hotline](#) investigations.

The results of our work are widely distributed through a variety of reports, which are available on our [website](#) and through our free, electronic [subscription](#) service.

We take our role as partners in accountability seriously, and provide training and technical assistance to governments, and have an extensive quality assurance program.

Contact information for the State Auditor's Office	
Deputy Director for Communications	Thomas Shapley Thomas.Shapley@sao.wa.gov (360) 902-0367
Public Records requests	(360) 725-5617
Main telephone	(360) 902-0370
Toll-free Citizen Hotline	(866) 902-3900
Website	www.sao.wa.gov