



**Washington State Auditor's Office**

**Troy Kelley**

**Integrity • Respect • Independence**

**Financial Statements and Federal Single Audit  
Report**

**Marysville School District No. 25**

**Snohomish County**

**For the period September 1, 2013 through August 31, 2014**

**Published April 23, 2015**

**Report No. 1014076**





**Washington State Auditor**  
**Troy Kelley**

April 23, 2015

Board of Directors  
Marysville School District No. 25  
Marysville, Washington

**Report on Financial Statements and Federal Single Audit**

Please find attached our report on Marysville School District No. 25's financial statements and compliance with federal laws and regulations.

We are issuing this report in order to provide information on the District's financial condition.

Sincerely,

TROY KELLEY  
STATE AUDITOR  
OLYMPIA, WA

## TABLE OF CONTENTS

Federal Summary .....	4
Status Of Prior Federal Audit Findings .....	6
Independent Auditor's Report On Internal Control Over Financial Reporting And On Compliance And Other Matters Based On An Audit Of Financial Statements Performed In Accordance With Government Auditing Standards .....	7
Independent Auditor's Report On Compliance For Each Major Federal Program And On Internal Control Over Compliance In Accordance With OMB Circular A-133 .....	9
Independent Auditor's Report On Financial Statements .....	12
Financial Section.....	15
About The State Auditor's Office.....	64

## FEDERAL SUMMARY

### **Marysville School District No. 25 Snohomish County September 1, 2013 through August 31, 2014**

The results of our audit of Marysville School District No. 25 are summarized below in accordance with U.S. Office of Management and Budget Circular A-133.

#### **Financial Statements**

An unmodified opinion was issued on the financial statements.

Internal Control Over Financial Reporting:

- *Significant Deficiencies:* We reported no deficiencies in the design or operation of internal control over financial reporting that we consider to be significant deficiencies.
- *Material Weaknesses:* We identified no deficiencies that we consider to be material weaknesses.

We noted no instances of noncompliance that were material to the financial statements of the District.

#### **Federal Awards**

Internal Control Over Major Programs:

- *Significant Deficiencies:* We reported no deficiencies in the design or operation of internal control over major federal programs that we consider to be significant deficiencies.
- *Material Weaknesses:* We identified no deficiencies that we consider to be material weaknesses.

We issued an unmodified opinion on the District's compliance with requirements applicable to each of its major federal programs.

We reported no findings that are required to be disclosed under section 510(a) of OMB Circular A-133.

## Identification of Major Programs:

The following were major programs during the period under audit:

<u>CFDA No.</u>	<u>Program Title</u>
84.010	Title I, Part A Cluster - Title I Grants to Local Educational Agencies
84.027	Special Education Cluster (IDEA) - Special Education - Grants to States (IDEA, Part B)
84.173	Special Education Cluster (IDEA) - Special Education - Preschool Grants (IDEA Preschool)

The dollar threshold used to distinguish between Type A and Type B programs, as prescribed by OMB Circular A-133, was \$300,000.

The District qualified as a low-risk auditee under OMB Circular A-133.

## STATUS OF PRIOR FEDERAL AUDIT FINDINGS

This schedule presents the status of federal findings reported in prior audit periods. The status listed below is the representation of Marysville School District No. 25. The State Auditor's Office has reviewed the status as presented by the District.

<b>Audit Period:</b> 2013	<b>Report Ref. No.:</b> 1011722	<b>Finding Ref. No.:</b> 1	<b>CFDA Number(s):</b> 84.027 and 84.173
<b>Federal Program Name and Granting Agency:</b> Special Education IDEA Part B and Special Education Preschool Grants – U.S. Department of Education		<b>Pass-Through Agency Name:</b> Office of Superintendent of Public Instruction	
<b>Finding Caption:</b> The District did not comply with time and effort requirements for its Special Education grant program.			
<b>Background:</b> During fiscal year 2013, the District did not obtain four monthly certifications for two of 20 employees whose positions were partially paid from the grant. The District did not require the employees to submit the semi-annual or the monthly certifications for the months before the change occurred. There were no questioned costs.			
<b>Status of Corrective Action: (check one)</b> <input checked="checked" type="checkbox"/> Fully Corrected <input type="checkbox"/> Partially Corrected <input type="checkbox"/> No Corrective Action Taken <input type="checkbox"/> Finding is considered no longer valid			
<b>Corrective Action Taken:</b> <i>The District now requires employees to submit semi-annual or monthly certifications for the months prior to a change in grant certifications.</i>			

**INDEPENDENT AUDITOR'S REPORT ON INTERNAL CONTROL  
OVER FINANCIAL REPORTING AND ON COMPLIANCE AND  
OTHER MATTERS BASED ON AN AUDIT OF FINANCIAL  
STATEMENTS PERFORMED IN ACCORDANCE WITH  
GOVERNMENT AUDITING STANDARDS**

**Marysville School District No. 25  
Snohomish County  
September 1, 2013 through August 31, 2014**

Board of Directors  
Marysville School District No. 25  
Marysville, Washington

We have audited, in accordance with auditing standards generally accepted in the United States of America and the standards applicable to financial audits contained in *Government Auditing Standards*, issued by the Comptroller General of the United States, the financial statements of Marysville School District No. 25, Snohomish County, Washington, as of and for the year ended August 31, 2014, and the related notes to the financial statements, which collectively comprise the District's financial statements, and have issued our report thereon dated March 13, 2015. As discussed in Note 1 to the financial statements, during the year ended August 31, 2014, the District implemented Governmental Accounting Standards Board Statement No. 65, *Items Previously Reported as Assets and Liabilities*.

**INTERNAL CONTROL OVER FINANCIAL REPORTING**

In planning and performing our audit of the financial statements, we considered the District's internal control over financial reporting (internal control) to determine the audit procedures that are appropriate in the circumstances for the purpose of expressing our opinion on the financial statements, but not for the purpose of expressing an opinion on the effectiveness of the District's internal control. Accordingly, we do not express an opinion on the effectiveness of the District's internal control.

A *deficiency in internal control* exists when the design or operation of a control does not allow management or employees, in the normal course of performing their assigned functions, to prevent, or detect and correct, misstatements on a timely basis. A *material weakness* is a deficiency, or a combination of deficiencies, in internal control such that there is a reasonable possibility that a material misstatement of the District's financial statements will not be prevented, or detected and corrected on a timely basis. A *significant deficiency* is a deficiency,

or a combination of deficiencies, in internal control that is less severe than a material weakness, yet important enough to merit attention by those charged with governance.

Our consideration of internal control was for the limited purpose described in the first paragraph of this section and was not designed to identify all deficiencies in internal control that might be material weaknesses or significant deficiencies. Given these limitations, during our audit we did not identify any deficiencies in internal control that we consider to be material weaknesses. However, material weaknesses may exist that have not been identified.

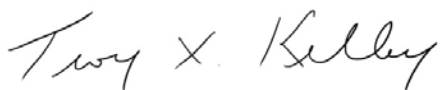
## COMPLIANCE AND OTHER MATTERS

As part of obtaining reasonable assurance about whether the District's financial statements are free from material misstatement, we performed tests of the District's compliance with certain provisions of laws, regulations, contracts and grant agreements, noncompliance with which could have a direct and material effect on the determination of financial statement amounts. However, providing an opinion on compliance with those provisions was not an objective of our audit, and accordingly, we do not express such an opinion.

The results of our tests disclosed no instances of noncompliance or other matters that are required to be reported under *Government Auditing Standards*.

## PURPOSE OF THIS REPORT

The purpose of this report is solely to describe the scope of our testing of internal control and compliance and the results of that testing, and not to provide an opinion on the effectiveness of the District's internal control or on compliance. This report is an integral part of an audit performed in accordance with *Government Auditing Standards* in considering the District's internal control and compliance. Accordingly, this communication is not suitable for any other purpose. However, this report is a matter of public record and its distribution is not limited. It also serves to disseminate information to the public as a reporting tool to help citizens assess government operations.



TROY KELLEY  
STATE AUDITOR  
OLYMPIA, WA

March 13, 2015



**INDEPENDENT AUDITOR'S REPORT ON COMPLIANCE FOR  
EACH MAJOR FEDERAL PROGRAM AND ON INTERNAL  
CONTROL OVER COMPLIANCE IN ACCORDANCE WITH OMB  
CIRCULAR A-133**

**Marysville School District No. 25  
Snohomish County  
September 1, 2013 through August 31, 2014**

Board of Directors  
Marysville School District No. 25  
Marysville, Washington

**REPORT ON COMPLIANCE FOR EACH MAJOR FEDERAL  
PROGRAM**

We have audited the compliance of Marysville School District No. 25, Snohomish County, Washington, with the types of compliance requirements described in the U.S. *Office of Management and Budget (OMB) Circular A-133 Compliance Supplement* that could have a direct and material effect on each of its major federal programs for the year ended August 31, 2014. The District's major federal programs are identified in the accompanying Federal Summary.

**Management's Responsibility**

Management is responsible for compliance with the requirements of laws, regulations, contracts and grants applicable to its federal programs.

**Auditor's Responsibility**

Our responsibility is to express an opinion on compliance for each of the District's major federal programs based on our audit of the types of compliance requirements referred to above. We conducted our audit of compliance in accordance with auditing standards generally accepted in the United States of America; the standards applicable to financial audits contained in *Government Auditing Standards*, issued by the Comptroller General of the United States; and OMB Circular A-133, *Audits of States, Local Governments, and Non-Profit Organizations*. Those standards and OMB Circular A-133 require that we plan and perform the audit to obtain reasonable assurance about whether noncompliance with the types of compliance requirements referred to above that could have a direct and material effect on a major federal program

occurred. An audit includes examining, on a test basis, evidence about the District's compliance with those requirements and performing such other procedures as we considered necessary in the circumstances.

We believe that our audit provides a reasonable basis for our opinion on compliance for each major federal program. Our audit does not provide a legal determination on the District's compliance.

### **Opinion on Each Major Federal Program**

In our opinion, the District complied, in all material respects, with the types of compliance requirements referred to above that could have a direct and material effect on each of its major federal programs for the year ended August 31, 2014.

## **REPORT ON INTERNAL CONTROL OVER COMPLIANCE**

Management of the District is responsible for establishing and maintaining effective internal control over compliance with the types of compliance requirements referred to above. In planning and performing our audit of compliance, we considered the District's internal control over compliance with the types of requirements that could have a direct and material effect on each major federal program in order to determine the auditing procedures that are appropriate in the circumstances for the purpose of expressing an opinion on compliance for each major federal program and to test and report on internal control over compliance in accordance with OMB Circular A-133, but not for the purpose of expressing an opinion on the effectiveness of internal control over compliance. Accordingly, we do not express an opinion on the effectiveness of the District's internal control over compliance.

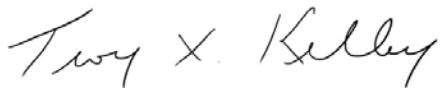
*A deficiency in internal control over compliance* exists when the design or operation of a control over compliance does not allow management or employees, in the normal course of performing their assigned functions, to prevent, or detect and correct, noncompliance with a type of compliance requirement of a federal program on a timely basis. *A material weakness in internal control over compliance* is a deficiency, or combination of deficiencies, in internal control over compliance, such that there is a reasonable possibility that material noncompliance with a type of compliance requirement of a federal program will not be prevented, or detected and corrected, on a timely basis. *A significant deficiency in internal control over compliance* is a deficiency, or a combination of deficiencies, in internal control over compliance with a type of compliance requirement of a federal program that is less severe than a material weakness in internal control over compliance, yet important enough to merit attention by those charged with governance.

Our consideration of internal control over compliance was for the limited purpose described in the first paragraph of this section and was not designed to identify all deficiencies in internal

control that might be material weaknesses or significant deficiencies. We did not identify any deficiencies in internal control over compliance that we consider to be material weaknesses. However, material weaknesses may exist that have not been identified.

## **PURPOSE OF THIS REPORT**

The purpose of this report on internal control over compliance is solely to describe the scope of our testing of internal control over compliance and the results of that testing based on the requirements of OMB Circular A-133. Accordingly, this report is not suitable for any other purpose. However, this report is a matter of public record and its distribution is not limited. It also serves to disseminate information to the public as a reporting tool to help citizens assess government operations.



TROY KELLEY  
STATE AUDITOR  
OLYMPIA, WA

March 13, 2015

# INDEPENDENT AUDITOR'S REPORT ON FINANCIAL STATEMENTS

## **Marysville School District No. 25 Snohomish County September 1, 2013 through August 31, 2014**

Board of Directors  
Marysville School District No. 25  
Marysville, Washington

### **REPORT ON THE FINANCIAL STATEMENTS**

We have audited the accompanying financial statements of Marysville School District No. 25, Snohomish County, Washington, as of and for the year ended August 31, 2014, and the related notes to the financial statements, which collectively comprise the District's financial statements, as listed on page 15.

### **Management's Responsibility for the Financial Statements**

Management is responsible for the preparation and fair presentation of these financial statements in accordance with the financial reporting provisions of Washington State statutes and the *Accounting Manual for Public School Districts in the State of Washington* (Accounting Manual) described in Note 1. This includes determining that the basis of accounting is acceptable for the presentation of the financial statements in the circumstances. Management is also responsible for the design, implementation, and maintenance of internal control relevant to the preparation and fair presentation of financial statements that are free from material misstatement, whether due to fraud or error.

### **Auditor's Responsibility**

Our responsibility is to express an opinion on these financial statements based on our audit. We conducted our audit in accordance with auditing standards generally accepted in the United States of America and the standards applicable to financial audits contained in *Government Auditing Standards*, issued by the Comptroller General of the United States. Those standards require that we plan and perform the audit to obtain reasonable assurance about whether the financial statements are free from material misstatement.

An audit involves performing procedures to obtain audit evidence about the amounts and disclosures in the financial statements. The procedures selected depend on the auditor's

judgment, including the assessment of the risks of material misstatement of the financial statements, whether due to fraud or error. In making those risk assessments, the auditor considers internal control relevant to the District's preparation and fair presentation of the financial statements in order to design audit procedures that are appropriate in the circumstances, but not for the purpose of expressing an opinion on the effectiveness of the District's internal control. Accordingly, we express no such opinion. An audit also includes evaluating the appropriateness of accounting policies used and the reasonableness of significant account estimates made by management, as well as evaluating the overall presentation of the financial statements.

We believe that the audit evidence we have obtained is sufficient and appropriate to provide a basis for our audit opinions.

### **Unmodified Opinion on Regulatory Basis of Accounting (Accounting Manual)**

As described in Note 1, the District has prepared these financial statements to meet the financial reporting requirements of Washington State statutes using accounting practices prescribed by the Accounting Manual. Those accounting practices differ from accounting principles generally accepted in the United States of America (GAAP). The difference in these accounting practices is also described in Note 1.

In our opinion, the financial statements referred to above present fairly, in all material respects, the financial position of Marysville School District No. 25, as of August 31, 2014, and the changes in financial position thereof for the year then ended in accordance with the basis of accounting described in Note 1.

### **Unmodified Opinions on the Governmental and Fiduciary Funds Based on U.S. GAAP**

In our opinion, the financial statements referred to above present fairly, in all material respects, the respective financial position of the General, ASB, Debt Service, Capital Project, Transportation Vehicle and Fiduciary funds as of August 31, 2014, and the changes in financial position thereof for the year then ended in accordance with accounting principles generally accepted in the United States of America.

### **Matters of Emphasis**

As discussed in Note 1 to the financial statements, the District adopted new accounting guidance, Governmental Accounting Standards Board Statement No. 65, *Items Previously Reported as Assets and Liabilities*. Our opinion is not modified with respect to this matter.

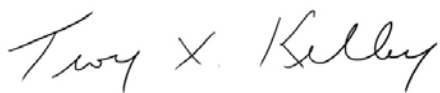
## Other Matters

### *Supplementary and Other Information*

Our audit was performed for the purpose of forming an opinion on the financial statements taken as a whole. The accompanying Schedule of Expenditures of Federal Awards is presented for purposes of additional analysis as required by U.S. Office of Management and Budget Circular A-133, *Audits of States, Local Governments, and Non-Profit Organizations*. The accompanying Schedules of Long-Term Liabilities are also presented for purposes of additional analysis, as required by the prescribed Accounting Manual. These schedules are not a required part of the financial statements. Such information is the responsibility of management and was derived from and relates directly to the underlying accounting and other records used to prepare the financial statements. The information has been subjected to the auditing procedures applied in the audit of the financial statements, and certain additional procedures, including comparing and reconciling such information directly to the underlying accounting and other records used to prepare the financial statements or to the financial statements themselves, and other additional procedures in accordance with auditing standards generally accepted in the United States of America. In our opinion, the information is fairly stated, in all material respects, in relation to the financial statements taken as a whole.

## OTHER REPORTING REQUIRED BY GOVERNMENT AUDITING STANDARDS

In accordance with *Government Auditing Standards*, we have also issued our report dated March 13, 2015 on our consideration of the District's internal control over financial reporting and on our tests of its compliance with certain provisions of laws, regulations, contracts and grant agreements and other matters. The purpose of that report is to describe the scope of our testing of internal control over financial reporting and compliance and the results of that testing, and not to provide an opinion on the internal control over financial reporting or on compliance. That report is an integral part of an audit performed in accordance with *Government Auditing Standards* in considering the District's internal control over financial reporting and compliance.



TROY KELLEY  
STATE AUDITOR  
OLYMPIA, WA

March 13, 2015

## **FINANCIAL SECTION**

**Marysville School District No. 25**  
**Snohomish County**  
**September 1, 2013 through August 31, 2014**

### **FINANCIAL STATEMENTS**

Balance Sheet – Governmental Funds – 2014  
Statement of Revenues, Expenditures and Changes in Fund Balance – Governmental  
Funds – 2014  
Statement of Fiduciary Net Position – Fiduciary Funds – 2014  
Statement of Changes in Fiduciary Net Position – Fiduciary Funds – 2014  
Notes to Financial Statements – 2014

### **SUPPLEMENTARY AND OTHER INFORMATION**

Schedules of Long-Term Liabilities – 2014  
Schedule of Expenditures of Federal Awards – 2014  
Notes to the Schedule of Expenditures of Federal Awards – 2014

## Balance Sheet

## Governmental Funds

August 31, 2014

	General Fund	ASB Fund	Debt Service Fund	Capital Projects Fund	Transportation Vehicle Fund	Permanent Fund	Total
<b>ASSETS:</b>							
Cash and Cash Equivalents	3,718,209.49	228,598.30	207,384.33	34,466.98	441,272.10	0.00	4,629,931.20
Minus Warrants Outstanding	-3,082,577.79	-9,346.29	0.00	-7,322.64	0.00	0.00	-3,099,246.72
Taxes Receivable	11,247,497.39		3,523,832.82	1,709.17	0.00		14,773,039.38
Due From Other Funds	33,372.76	0.00	0.00	407,084.84	0.00	0.00	440,457.60
Due From Other Governmental Units	2,687,309.31	22,962.70	0.00	0.00	0.00	0.00	2,710,272.01
Accounts Receivable	619,846.28	415.04	0.00	0.00	0.00	0.00	620,261.32
Interfund Loans Receivable	0.00			0.00			0.00
Accrued Interest Receivable	0.00	0.00	0.00	0.00	0.00	0.00	0.00
Inventory	81,282.81	0.00					81,282.81
Prepaid Items	0.00	0.00		0.00	0.00	0.00	0.00
Investments	2,219,659.10	798,394.84	3,294,805.21	6,582,895.53	26,662.13	0.00	12,922,416.81
Investments/Cash With Trustee	0.00		0.00	0.00	0.00	0.00	0.00
Investments-Deferred Compensation	0.00			0.00			0.00
Self-Insurance Security Deposit	0.00						0.00
<b>TOTAL ASSETS</b>	<b>17,524,599.35</b>	<b>1,041,024.59</b>	<b>7,026,022.36</b>	<b>7,018,833.88</b>	<b>467,934.23</b>	<b>0.00</b>	<b>33,078,414.41</b>
<b>LIABILITIES:</b>							
Accounts Payable	586,373.76	63,967.37	0.00	41,515.51	0.00	0.00	691,856.64
Contracts Payable Current	0.00	0.00		0.00	0.00	0.00	0.00
Accrued Interest Payable			0.00				0.00
Accrued Salaries	144,237.30	0.00		0.00			144,237.30
Anticipation Notes Payable	0.00		0.00	0.00	0.00		0.00
Payroll Deductions and Taxes Payable	86,075.57	0.00		0.00			86,075.57
Due To Other Governmental Units	307.85	0.00		0.00	0.00	0.00	307.85
Deferred Compensation Payable	502.55			0.00			502.55
Estimated Employee Benefits Payable	0.00						0.00
Due To Other Funds	407,084.84	28,540.21	0.00	4,832.55	0.00	0.00	440,457.60

The accompanying notes are an integral part of this financial statement.



Marysville School District No. 025

Balance Sheet

Governmental Funds

August 31, 2014

	General Fund	ASB Fund	Debt Service Fund	Capital Projects Fund	Transportation Vehicle Fund	Permanent Fund	Total
<b>LIABILITIES:</b>							
Interfund Loans Payable	0.00		0.00	0.00	0.00		0.00
Deposits	0.00	0.00		0.00			0.00
Unearned Revenue	0.00	0.00	0.00	0.00	0.00		0.00
Matured Bonds Payable			0.00				0.00
Matured Bond Interest Payable			0.00				0.00
Arbitrage Rebate Payable	0.00		0.00	0.00	0.00		0.00
<b>TOTAL LIABILITIES</b>	<b>1,224,581.87</b>	<b>92,507.58</b>	<b>0.00</b>	<b>46,348.06</b>	<b>0.00</b>	<b>0.00</b>	<b>1,363,437.51</b>
<b>DEFERRED INFLOWS OF RESOURCES:</b>							
Unavailable Revenue	1,423,138.73	169,379.94	0.00	1,667.00	0.00	0.00	1,594,185.67
Unavailable Revenue - Taxes Receivable	11,247,497.39		3,523,832.82	1,709.17	0.00		14,773,039.38
<b>TOTAL DEFERRED INFLOWS OF RESOURCES</b>	<b>12,670,636.12</b>	<b>169,379.94</b>	<b>3,523,832.82</b>	<b>3,376.17</b>	<b>0.00</b>	<b>0.00</b>	<b>16,367,225.05</b>
<b>FUND BALANCE:</b>							
Nonspendable Fund Balance	81,282.81	0.00	0.00	0.00	0.00	0.00	81,282.81
Restricted Fund Balance	391,045.71	779,137.07	3,502,189.54	3,791,965.14	467,934.23	0.00	8,932,271.69
Committed Fund Balance	26,000.00	0.00	0.00	0.00	0.00	0.00	26,000.00
Assigned Fund Balance	247,399.28	0.00	0.00	3,177,144.51	0.00	0.00	3,424,543.79
Unassigned Fund Balance	2,883,653.56	0.00	0.00	0.00	0.00	0.00	2,883,653.56
<b>TOTAL FUND BALANCE</b>	<b>3,629,381.36</b>	<b>779,137.07</b>	<b>3,502,189.54</b>	<b>6,969,109.65</b>	<b>467,934.23</b>	<b>0.00</b>	<b>15,347,751.85</b>
<b>TOTAL LIABILITIES, DEFERRED INFLOW OF RESOURCES, AND FUND BALANCE</b>	<b>17,524,599.35</b>	<b>1,041,024.59</b>	<b>7,026,022.36</b>	<b>7,018,833.88</b>	<b>467,934.23</b>	<b>0.00</b>	<b>33,078,414.41</b>

The accompanying notes are an integral part of this financial statement.

Marysville School District No. 025  
Statement of Revenues, Expenditures, and Changes in Fund Balance  
Governmental Funds

For the Year Ended August 31, 2014

	General Fund	ASB Fund	Debt Service Fund	Capital Projects Fund	Transportation Vehicle Fund	Permanent Fund	Total
<b>REVENUES:</b>							
Local	24,724,033.98	1,100,554.45	6,852,783.44	518,388.24	4,204.38		33,199,964.49
State	83,330,865.53		0.00	5,077,596.92	440,534.33		88,848,996.78
Federal	9,291,746.87		0.00	0.00	0.00		9,291,746.87
Federal Stimulus	0.00						0.00
Other	1,945,621.45			60,163.70	0.00	0.00	2,005,785.15
<b>TOTAL REVENUES</b>	<b>119,292,267.83</b>	<b>1,100,554.45</b>	<b>6,852,783.44</b>	<b>5,656,148.86</b>	<b>444,738.71</b>	<b>0.00</b>	<b>133,346,493.29</b>
<b>EXPENDITURES:</b>							
<b>CURRENT:</b>							
Regular Instruction	64,308,769.10						64,308,769.10
Federal Stimulus	0.00						0.00
Special Education	15,619,875.54						15,619,875.54
Vocational Education	3,483,574.70						3,483,574.70
Skill Center	0.00						0.00
Compensatory Programs	5,907,040.19						5,907,040.19
Other Instructional Programs	3,572,338.33						3,572,338.33
Community Services	556,466.23						556,466.23
Support Services	24,831,610.75						24,831,610.75
Student Activities/Other		1,092,288.77				0.00	1,092,288.77
<b>CAPITAL OUTLAY:</b>							
Sites				43,115.26			43,115.26
Building				4,004,407.29			4,004,407.29
Equipment				26,374.78			26,374.78
Instructional Technology				0.00			0.00
Energy				87,790.12			87,790.12
Transportation Equipment					596,697.90		596,697.90
Sales and Lease				0.00			0.00
Other	210,697.20						210,697.20
<b>DEBT SERVICE:</b>							
Principal	0.00		4,120,000.00	0.00	0.00		4,120,000.00
Interest and Other Charges	0.00		3,911,086.65	0.00	0.00		3,911,086.65
Bond/Levy Issuance				1,205.25	0.00		1,205.25
<b>TOTAL EXPENDITURES</b>	<b>118,490,372.04</b>	<b>1,092,288.77</b>	<b>8,031,086.65</b>	<b>4,162,892.70</b>	<b>596,697.90</b>	<b>0.00</b>	<b>132,373,338.06</b>

The accompanying notes are an integral part of this financial statement.

Marysville School District No. 025

Statement of Revenues, Expenditures, and Changes in Fund Balance

Governmental Funds

For the Year Ended August 31, 2014

	General Fund	ASB Fund	Debt Service Fund	Capital Projects Fund	Transportation Vehicle Fund	Permanent Fund	Total
<b>DEBT SERVICE:</b>							
<b>REVENUES OVER (UNDER) EXPENDITURES</b>	801,895.79	8,265.68	-1,178,303.21	1,493,256.16	-151,959.19	0.00	973,155.23
<b>OTHER FINANCING SOURCES (USES):</b>							
Bond Sales & Refunding Bond Sales	0.00		0.00	0.00	0.00		0.00
Long-Term Financing	0.00			0.00	0.00		0.00
Transfers In	0.00		1,298,000.00	0.00	0.00		1,298,000.00
Transfers Out (GL 536)	0.00		0.00	-1,298,000.00	0.00	0.00	-1,298,000.00
Other Financing Uses (GL 535)	0.00		0.00	0.00	0.00		0.00
Other	0.00		0.00	600,000.00	0.00		600,000.00
<b>TOTAL OTHER FINANCING SOURCES (USES)</b>	<b>0.00</b>		<b>1,298,000.00</b>	<b>-698,000.00</b>	<b>0.00</b>	<b>0.00</b>	<b>600,000.00</b>
<b>EXCESS OF REVENUES/OTHER FINANCING SOURCES OVER (UNDER) EXPENDITURES AND OTHER FINANCING USES</b>	801,895.79	8,265.68	119,696.79	795,256.16	-151,959.19	0.00	1,573,155.23
<b>BEGINNING TOTAL FUND BALANCE</b>	<b>2,827,485.57</b>	<b>770,871.39</b>	<b>3,382,492.75</b>	<b>6,173,853.49</b>	<b>619,893.42</b>	<b>0.00</b>	<b>13,774,596.62</b>
Prior Year(s) Corrections or Restatements	0.00	0.00	0.00	0.00	0.00	0.00	0.00
<b>ENDING TOTAL FUND BALANCE</b>	<b>3,629,381.36</b>	<b>779,137.07</b>	<b>3,502,189.54</b>	<b>6,969,109.65</b>	<b>467,934.23</b>	<b>0.00</b>	<b>15,347,751.85</b>

The accompanying notes are an integral part of this financial statement.

Marysville School District No. 025  
Statement Of Fiduciary Net Position  
Fiduciary Funds  
August 31, 2014

ASSETS:	Private Purpose Trust	Other Trust
Imprest Cash	0.00	0.00
Cash On Hand	1,000.00	0.00
Cash On Deposit with Cty Treas	203.63	0.00
Minus Warrants Outstanding	-30.00	0.00
Due From Other Funds	0.00	0.00
Accounts Receivable	0.00	0.00
Accrued Interest Receivable	0.00	0.00
Investments	8,420.35	0.00
Investments/Cash With Trustee	0.00	0.00
Other Assets	0.00	
Capital Assets, Land	0.00	
Capital Assets, Buildings	0.00	
Capital Assets, Equipment	0.00	0.00
Accum Depreciation, Buildings	0.00	
Accum Depreciation, Equipment	0.00	0.00
<b>TOTAL ASSETS</b>	<b>9,593.98</b>	<b>0.00</b>
<b>LIABILITIES:</b>		
Accounts Payable	0.00	0.00
Due To Other Funds	0.00	0.00
<b>TOTAL LIABILITIES</b>	<b>0.00</b>	<b>0.00</b>
<b>NET POSITION:</b>		
<b>Held in trust for:</b>		
Restricted for Other Items	0.00	0.00
Restricted for Self Insurance		0.00
Restricted for Uninsured Risks		0.00
Nonspendable -- Trust Principal	0.00	0.00
Committed to Other Purposes	0.00	0.00
Held In Trust For Private Purposes	9,593.98	
Assigned to Fund Purposes	0.00	0.00
Held In Trust For Pension And Other Employee Benefits		0.00
Unassigned Fund Balance	0.00	0.00
<b>TOTAL NET POSITION</b>	<b>9,593.98</b>	<b>0.00</b>

The accompanying notes are an integral part of this financial statement.

## Statement of Changes in Fiduciary Net Position

## Fiduciary Funds

For the Year Ended August 31, 2014

	Private Purpose Trust	Other Trust
<b>ADDITIONS:</b>		
Contributions:		
Private Donations	6,675.40	0.00
Employer		0.00
Members		0.00
Other	2,457.70	0.00
<b>TOTAL CONTRIBUTIONS</b>	<b>9,133.10</b>	<b>0.00</b>
<b>Investment Income:</b>		
Net Appreciation (Depreciation) in Fair Value	0.00	0.00
Interest and Dividends	9.67	0.00
Less Investment Expenses	0.00	0.00
Net Investment Income	9.67	0.00
<b>Other Additions:</b>		
Rent or Lease Revenue	0.00	0.00
Total Other Additions	0.00	0.00
<b>TOTAL ADDITIONS</b>	<b>9,142.77</b>	<b>0.00</b>
<b>DEDUCTIONS:</b>		
Benefits		0.00
Refund of Contributions	0.00	0.00
Administrative Expenses	0.00	0.00
Scholarships	0.00	
Other	6,726.01	0.00
<b>TOTAL DEDUCTIONS</b>	<b>6,726.01</b>	<b>0.00</b>
Net Increase (Decrease)	2,416.76	0.00
Net Position--Beginning	7,177.22	0.00
Prior Year(s) Corrections or Restatements	0.00	0.00
<b>NET POSITION--ENDING</b>	<b>9,593.98</b>	<b>0.00</b>

The accompanying notes are an integral part of this financial statement.

**Marysville School District No. 25**  
**Notes to Financial Statements**  
**September 1, 2013 through August 31, 2014**

**Note 1: Summary of Significant Accounting Policies**

The Marysville School District (District) is a municipal corporation organized pursuant to Title 28A of the Revised Code of Washington (RCW) for the purposes of providing public school services to students in grades K–12. Oversight responsibility for the District's operations is vested with the independently elected board of directors. Management of the District is appointed by and is accountable to the board of directors. Fiscal responsibility, including budget authority and the power to set fees, levy property taxes, and issue debt consistent with provisions of state statutes, also rests with the board of directors.

The District presents governmental fund financial statements and related notes on the modified accrual basis of accounting in accordance with the Accounting Manual for Public School Districts in the State of Washington, issued jointly by the State Auditor's Office and the Superintendent of Public Instruction by the authority of RCW 43.09.200, RCW 28A.505.140, RCW 28A.505.010(1) and RCW 28A.505.020. This manual prescribes a financial reporting framework that differs from generally accepted accounting principles (GAAP) in the following manner:

- (1) Districtwide statements, as defined in GAAP, are not presented.
- (2) A Schedule of Long-Term Liabilities is presented as supplementary information.
- (3) Supplementary information required by GAAP is not presented.

**Fund Accounting**

Financial transactions of the District are reported in individual funds. Each fund uses a separate set of self-balancing accounts that comprise its assets, liabilities, fund equity, revenues, and expenditures (or expenses) as appropriate. All funds are considered major funds. The various funds in the report are grouped into governmental (and fiduciary) funds as follows:

***GOVERNMENTAL FUNDS***

**General Fund**

This fund is used to account for all expendable financial resources, except for those that are required to be accounted for in another fund. In keeping with the principle of having as few funds as are necessary, activities such as food services, maintenance, data processing, printing, and student transportation are included in the General Fund.

### Capital Projects Funds

These funds account for financial resources that are to be used for the construction or acquisition of major capital assets. There are two funds that are considered to be of the capital projects fund type: the Capital Projects Fund and the Transportation Vehicle Fund.

Capital Projects Fund. This fund is used to account for resources set aside for the acquisition and construction of major capital assets such as land and buildings.

Transportation Vehicle Fund. This fund is used to account for the purchase, major repair, rebuilding, and debt service expenditures that relate to pupil transportation equipment.

### Debt Service Fund

This fund is used to account for the accumulation of resources for and the payment of matured general long-term debt principle and interest.

### Special Revenue Fund

In Washington State, the only allowable special revenue fund for school districts is the Associated Student Body (ASB) Fund. This fund is accounted for in the District's financial statements as the financial resources legally belong to the District. As a special revenue fund, amounts within the ASB Fund may only be used for those purposes that relate to the operation of the Associated Student Body of the District.

### Permanent Funds

These funds are used to report resources that are legally restricted such that only earnings, and not principal, may be expended. Amounts in the Permanent Fund may only be spent in support of the District's programs and may not be used to the benefit of any individual.

## **FIDUCIARY FUNDS**

Fiduciary funds include pension and other employee benefit trust funds, private-purpose trust funds, and agency funds, and are used to account for assets that are held in trust by the District in a trustee and agency capacity.

### Private-Purpose Trust Fund.

This fund is used to account for resources that are legally held in trust by the District. The trust agreement details whether principal and interest may both be spent, or whether only interest may be spent. Money from a Private-Purpose Trust Fund may not be used to support the District's programs, and may be used to benefit individuals, private organizations, or other governments.

### Pension Trust Fund

This fund is used to account for resources to be held for the members and beneficiaries of a pension plan or other employee benefit plans.

### Agency Funds

These funds are used to account for assets that the District holds on behalf of others in a purely custodial capacity.

## **Measurement focus, basis of accounting and fund financial statement presentation**

Governmental fund financial statements are reported using the current financial resources measurement focus and the modified accrual basis of accounting. Revenues are recognized as soon as they are measurable and available. Revenues are considered “measurable” if the amount of the transaction can be readily determined. Revenues are considered “available” when they are collectible within the current period or soon enough thereafter to pay liabilities of the current period. For this purpose, the District considers revenues to be available if they are collected within 60 days after year-end. Property taxes receivable are measurable but not available and are, therefore, not accrued. Categorical program claims and interdistrict billings are measurable and available and are, therefore, accrued.

Expenditures are recognized under the modified accrual basis of accounting when the related fund liability is incurred, except for unmatured principal and interest on long-term debt which are recorded when due. Purchases of capital assets are expensed during the year of acquisition. For federal grants, the recognition of expenditures is dependent on the obligation date. (Obligation means a purchase order has been issued, contracts have been awarded, or goods and/or services have been received.)

## **Budgets**

Chapter 28A.505 RCW and Chapter 392-123 Washington Administrative Code (WAC) mandate school district budget policies and procedures. The board adopts annual appropriated budgets for all governmental funds. These budgets are appropriated at the fund level. The budget constitutes the legal authority for expenditures at that level. Appropriations lapse at the end of the fiscal period.

Budgets are adopted on the same modified accrual basis as used for financial reporting. Fund balance is budgeted as available resources and, under statute, may not be negative, unless the District enters into binding conditions with state oversight pursuant to RCW 28A.505.110.

**The government’s policy regarding whether to first apply restricted or unrestricted resources when an expense is incurred for purposes for which both restricted and unrestricted net assets are available.**

The District receives state funding for specific categorical education-related programs. Amounts that are received for these programs that are not used in the current fiscal year may be carried forward into the subsequent fiscal year, where they may be used only for the same purpose as they were originally received. When the District has such carryover, those funds are expended before any amounts received in the current year are expended.



Additionally, the District has other restrictions placed on its financial resources. When expenditures are recorded for purposes for which a restriction or commitment of fund balance is available, those funds that are restricted or committed to that purpose are considered first before any unrestricted or unassigned amounts are expended.

### **The government's fund balance classifications policies and procedures.**

The District classifies ending fund balance for its governmental funds into five categories.

**Nonspendable Fund Balance.** The amounts reported as Nonspendable are resources of the District that are not in spendable format. They are either non-liquid resources such as inventory or prepaid items, or the resources are legally or contractually required to be maintained intact.

**Restricted Fund Balance.** Amounts that are reported as Restricted are those resources of the District that have had a legal restriction placed on their use either from statute, WAC, or other legal requirements that are beyond the control of the board of directors. Restricted fund balance includes anticipated recovery of revenues that have been received but are restricted as to their usage.

**Committed Fund Balance.** Amounts that are reported as Committed are those resources of the District that have had a limitation placed upon their usage by formal action of the District's board of directors. Commitments are made either through a formal adopted board resolution or are related to a school board policy. Commitments may only be changed when the resources are used for the intended purpose or the limitation is removed by a subsequent formal action of the board of directors.

**Assigned Fund Balance.** In the General Fund, amounts that are reported as Assigned are those resources that the District has set aside for specific purposes. These accounts reflect tentative management plans for future financial resource use such as the replacement of equipment or the assignment of resources for contingencies. Assignments reduce the amount reported as Unassigned Fund Balance, but may not reduce that balance below zero.

In other governmental funds, Assigned fund balance represents a positive ending spendable fund balance once all restrictions and commitments are considered. These resources are only available for expenditure in that fund and may not be used in any other fund without formal action by the District's board of directors and as allowed by statute.

The Executive Director of Finance and Operations is the only person who has the authority to create Assignments of fund balance.

**Unassigned Fund Balance.** In the General Fund, amounts that are reported as Unassigned are those net spendable resources of the District that are not otherwise Restricted, Committed, or Assigned, and may be used for any purpose within the General Fund.

In other governmental funds, Unassigned fund balance represents a deficit ending spendable fund balance once all restrictions and commitments are considered.

A negative Unassigned fund balance means that the legal restrictions and formal commitments of the District exceed its currently available resources.

## Cash and Cash Equivalents

All of the District's cash and cash equivalents are considered to be cash on hand, demand deposits, and short-term investments with original maturities of three months or less from the date of acquisition.

## Receivables

The only receivables not expected to be collected within one year are \$50,909 of facility, tuition, and other fees in the general fund.

## Inventory

Inventory is valued at cost using the first-in, first-out (FIFO) method. The consumption method of inventory is used, which charges inventory as an expenditure when it is consumed. A portion of fund balance, representing inventory, is considered Nonspendable. Such reserves for inventory indicate that a portion of net current assets is set aside to replace or increase the inventory. USDA commodity inventory consists of food donated by the United States Department of Agriculture. It is valued at the prices paid by the USDA for the commodities.

## Accounting and Reporting Changes for 2013–2014

Effective for the 2013-2014 school year, the district implemented provisions of GASB Statement No. 65 Items Previously Reported as Assets and Liabilities. As a result, deferred property taxes were reclassified from liabilities to deferred inflows of resources.

## Note 2: Cash Deposits With Financial Institutions

The Snohomish County Treasurer is the *ex officio* treasurer for the District and holds all accounts of the District. The District directs the County Treasurer to invest those financial resources of the District that the District has determined are not needed to meet the current financial obligations of the District.

All of the District's investments (except for investments of deferred compensation plans) during the year and at year-end were insured or registered and held by the District or its agent in the District's name.

The District's investments as of August 31, 2014, are as follows:

	Number of Securities	Carrying Amount	Market Value
State Treasurer's Investment Pool		\$12,930,837.16	\$12,930,837.16
Total Investments		\$12,930,837.16	\$12,930,837.16

### Note 3: Significant Contingent Liabilities

The Marysville School District had no known significant contingencies as of August 31, 2014.

### Litigation

The District has no known legal obligations that would materially impact the financial position of the District.

### Note 4: Significant Effects of Subsequent Events

On October 24, 2014 a murder suicide of five students occurred at the Marysville Pilchuck High School. The District has expended approximately \$244,000 on immediate needs and recovery efforts. The expectation is that all related recovery expenses will be reimbursed by qualifying for federal recovery grants. The District anticipates capital expenditures of several million to either replace or rebuild the cafeteria where the tragedy occurred, if state grant funding becomes available.

A change of taxing authority on Tulalip property reduced the Districts property tax collection by approximately \$1.9 million for taxes collected between 2011 and 2014. Refunded taxes will be assessed in future years to ensure the District will not suffer a loss of any property tax revenue.

### Note 5: Annual Pension Cost and Net Pension Obligations

#### A. General Information

Substantially all District full-time and qualifying part-time employees participate in one of the following three contributory, multi-employer, cost-sharing statewide retirement systems managed by the Washington State Department of Retirement Systems (DRS): Teachers' Retirement System (TRS), Public Employees' Retirement System (PERS) and School Employees' Retirement System (SERS). Participation in the programs was as follows:

Membership by retirement system program as of June 30, 2012:

<u>Program</u>	<u>Active Members</u>	<u>Inactive Vested Members</u>	<u>Retired Members</u>
TRS	65,357	9,545	42,918
PERS	150,590	30,515	82,242
SERS	51,558	10,920	7,651

Membership by retirement system program as of June 30, 2013:

<u>Program</u>	<u>Active Members</u>	<u>Inactive Vested Members</u>	<u>Retired Members</u>
TRS	65,935	9,823	44,220
PERS	150,706	31,047	85,328
SERS	52,295	11,588	9,079

*Data is as of last actuarial valuation date of June 30, 2013.*

Certificated public employees are members of TRS. Noncertificated public employees are members of PERS (if Plan 1) or SERS.

Plan 1 under the TRS and PERS programs are defined benefit pension plans whose members joined the system on or before September 30, 1977. Plan 1 members are eligible to retire with full benefits after five years of credited service and attainment of age 60, after 25 years of credited service and attainment of age 55, or after 30 years of credited service.

Plan 2 under the TRS or SERS programs are defined benefit pension plans whose members joined on or after October 1, 1977, but before June 30, 1996 or August 31, 2000, for TRS or SERS programs, respectively. Members of TRS and SERS are eligible to retire with full benefits after five years of credited service and attainment of age 65, after 20 years of credited service and attainment of age 55 with the benefit actuarially reduced from age 65, or 30 years of credited service and receive either a reduced benefit or stricter return-to-work rules.

Plan 3 under the TRS and SERS programs are defined benefit, defined contribution pension plans whose members joined on or after July 1, 1996, or September 1, 2000, for TRS and SERS, respectively. Members are eligible to retire with full benefits at age 65, or they may retire at age 55 with at least ten service years with a reduced benefit amount, or they may retire at age 55 with at least 30 service years and receive either a reduced benefit or stricter return-to-work rules.

Average final compensation (AFC) of Plan 1 TRS and PERS members is the highest average salary during any two consecutive years. For Plan 2 and Plan 3 TRS and SERS members, it is the highest average salary during any five consecutive years.

The retirement allowance of Plan 1 TRS and PERS members is the AFC multiplied by 2 percent per year of service capped at 60 percent with a cost-of-living adjustment. For Plan 2 TRS and SERS members, it is the AFC multiplied by 2 percent per year of service with provision for a cost-of-living adjustment. For the defined benefit portion of Plan 3 TRS and SERS it is the AFC multiplied by 1 percent per year of service with a cost-of-living adjustment.

The employer contribution rates for PERS, TRS, and SERS (Plans 1, 2, and 3) and the TRS and SERS Plan 2 employee contribution rates are established by the Pension Funding Council based upon the rates set by the Legislature. The employee contribution rate for Plan 1 in PERS and TRS is set by statute at 6 percent and does not vary from year to year. The employer rate is the same for all plans in a system. The methods used to determine the contribution requirements are established under chapters 41.40, 41.32, and 41.35 RCW for PERS, TRS and SERS respectively.

The district contribution represents its full liability under both systems, except that future rates may be adjusted to meet the system needs.

## **B. Contributions**

Employee contribution rates effective September 1, 2013 through August 31, 2014:

Plan 1 TRS	6.00%	Plan 1 PERS	6.00%
Plan 2 TRS	4.96%	Plan 2 SERS	4.64%
Plan 3 TRS and SERS	5.00% (minimum),	15.00% (maximum)	

For Plan 3 TRS and SERS, rates adjusted based upon age may be chosen. The optional rates range begins at 5 percent and increase to a maximum of 15 percent.

Employer contribution rates effective September 1, 2013 through August 31, 2014:

Plan 1 TRS	10.39%	Plan 1 PERS	9.21%
Plan 2 TRS	10.39%	Plan 2 SERS	9.82%
Plan 3 TRS	10.39%	Plan 3 SERS	9.82%

Under current law the employer must contribute 100 percent of the employer-required contribution. Employer required contributions in dollars (Participant information for all plans is as of August 31):

<u>Plan</u>	<u>FY2012</u>	<u>FY2013</u>	<u>FY2014</u>
Plan 1 TRS	\$175,917.28	\$155,743.59	\$136,238.25
Plan 2 TRS	\$493,312.04	\$549,000.95	\$781,427.90
Plan 3 TRS	\$3,459,372.30	\$3,522,705.95	\$4,738,112.15
Plan 1 PERS	\$28,448.83	\$27,643.52	\$35,653.79
Plan 2 SERS	\$622,328.32	\$584,835.30	\$758,795.53
Plan 3 SERS	\$736,383.37	\$704,322.47	\$950,144.90

Historical trend information showing TRS, PERS and SERS progress in accumulating sufficient assets to pay benefits when due is presented in the state of Washington's June 30, 2013 comprehensive annual financial report. Refer to this report for detailed trend information. It is available from:

State of Washington  
Office of Financial Management  
300 Insurance Building  
PO BOX 43113  
Olympia, WA 98504-3113

## **Note 6: Annual Other Post-Employment Benefit Cost and Net OPEB Obligations**

The State, through the Health Care Authority (HCA), administers an agent multi-employer Other Post-Employment Benefit plan. The Public Employees Benefits Board (PEBB), created within the HCA, is authorized to design benefits and determine the terms and conditions of employee and retired employee participation and coverage, including establishment of eligibility criteria for both active and retired employees. Programs include medical and dental insurance.

Employers participating in the plan include the State of Washington (which includes general government agencies and higher education institutions), 57 of the state's K-12 school districts and educational service districts (ESDs), and 206 political subdivisions and tribal governments. Additionally the PEBB plan is available to the retirees of the remaining 247 K-12 school districts and ESDs. The District's retirees are eligible to participate in the PEBB plan under this arrangement.

According to state law, the Washington State Treasurer collects a fee from all school district entities which have employees that are not current active members of the state Health Care Authority but participate in the state retirement system. The purpose of this fee is to cover the impact of the subsidized rate of health care benefits for school retirees that elect to purchase their health care benefits through the state Health Care Authority. For the fiscal year 2013-14, the District was required to pay the HCA \$64.40 per month per full-time equivalent employee to support the program, for a total payment of \$859,482.62. This assessment to the District is set forth in the State's operating budget and is subject to change on an annual basis. This amount is not actuarially determined and is not placed in a trust to pay the obligations for post-employment health care benefits.

The District has no control over the benefits offered to retirees, the rates charged to retirees, nor the fee paid to the Health Care Authority. The District does not determine its Annual Required Contribution nor the Net Other Post-Employment Benefit obligation associated with this plan. Accordingly, these amounts are not shown on the financial statements. This is a departure from GAAP.

## **Note 7: Construction and Other Significant Commitments, Including Encumbrances, If Appropriate**

Construction in progress is composed of:

Project	Project Authorization Amount	Expended as of 8/31/2014	Local Funds Committed	State Funds Committed
Joint Transportation Facility	10,756,368	10,408,683.05	2,600,000.00	8,156,368
Total	10,756,368	10,408,683.05	2,600,000.00	8,156,368

## Encumbrances

Encumbrance accounting is employed in governmental funds. Purchase orders, contracts, and other commitments for the expenditure of moneys are recorded in order to reserve a portion of the applicable appropriation. Encumbrances lapse at the end of the fiscal year and may be re-encumbered the following year. The following encumbrance amounts were re-encumbered by fund on September 1, 2014:

Fund	Amount
General	\$131,391.72
ASB	\$0
Capital Projects	\$36,645.66
Transportation Vehicle	\$0

## Note 8: Required Disclosures About Capital Assets

The District's capital assets are insured in the amount of \$266,171,847 for fiscal year 2013-14. In the opinion of the District's insurance consultant, the amount is sufficient to adequately fund replacement of the District's assets.

## Note 9: Required Disclosures About Long-Term Liabilities

### Long-Term Debt

Bonds payable at August 31, 2014, are comprised of the following individual issues:

Issue Name	Amount Authorized	Annual Installments	Final Maturity	Interest Rate(s)	Amount Outstanding
UTGO 2006	80,000,000	3,000,000-9,250,000	12/1/25	4.25-5.125%	6,000,000
UTGO 2007	38,200,000	525,000-1,625,000	12/1/25	4.00-5.00%	13,040,000
LGO 2007	13,740,000	825,000-1,255,000	12/1/22	4.25-5.25%	9,295,000
UTGOR 2013	58,070,000	145,000-9,020,000	12/1/25	3.00-5.00%	57,925,000
Total General Obligation Bonds	190,010,000				86,260,000

The following is a summary of general obligation long-term debt transactions of the District for the fiscal year ended August 31, 2014:

Long-Term Debt Payable at 9/1/2013	90,380,000
New Issues	0
Debt Retired	4,120,000
Long-Term Debt Payable at 8/31/2014	86,260,000

The following is a schedule of annual requirements to amortize long-term debt at August 31, 2014:

Years Ending August 31,	Principal	Interest	Total
2015	4,395,000	3,852,281	8,247,281
2016	4,825,000	3,646,441	8,471,441
2017	5,310,000	3,427,306	8,737,306
2018	5,835,000	3,199,731	9,034,731
2019	6,355,000	2,947,238	9,302,237
2020-2023	26,676,000	8,251,656	34,927,657
2024-2025	17,755,000	1,610,400	19,365,400
Total	71,151,000	26,935,053	98,086,053

At August 31, 2014 the district had \$3,502,189.54 available in the Debt Service Fund to service the general obligation bonds.

#### **Note 10: Entity Risk Management Activities**

The District is exposed to various risks of loss related to torts; theft of, damage to, and destruction of assets; errors and omissions; injuries to employees; and natural disasters.

In August 1986 the District joined together with other school districts in the state to form Washington Schools Risk Management Pool (WSRMP), a public entity risk pool currently operating as a common risk management and insurance program for unemployment compensation. The District pays an annual premium to the pool for its general insurance coverage. The agreement for formation of the Washington Schools Risk Management Pool provides that the pool will be self-sustaining through member premiums and will reinsure through commercial companies for claims in excess of \$1 million for each insured event.

#### **Note 11: Property Taxes**

Property tax revenues are collected as the result of special levies passed by the voters in the District. Taxes are levied on January 1. The taxpayer has the obligation of paying all taxes on April 30 or one-half then and one-half on October 31. Typically, slightly more than half of the collections are made on the April 30 date. The October 31 collection is not available in time to cover liabilities for the fiscal period ended August 31. Therefore, the fall portion of property taxes is not accrued as revenue. Instead, the taxes due on October 31 are recorded as deferred revenue.

#### **Note 12: Joint Ventures and Jointly Governed Organizations**

The District is a member of a transportation cooperative program with one neighboring district. Revenue and expenditures related to the construction of the transportation cooperative facility are included in these financial statements. For fiscal year 2013-14, the third year of the cooperative agreement, project-to-date expenditures related to the construction of the transportation cooperative facility totaled \$10,408,683 and revenue totaled \$5,044,446.92.



The District is a member of the King County Directors' Association (KCDA). KCDA is a purchasing cooperative designed to pool the member districts' purchasing power. The board authorized joining the association by passing a resolution dated April 1, 1974, and has remained in the joint venture ever since. The District's current equity of \$92,758.53 is the accumulation of the annual assignment of KCDA's operating surplus based upon the percentage derived from KCDA's total sales to the District compared to all other districts applied against paid administrative fees. The District may withdraw from the joint venture and will receive its equity in ten annual allocations of merchandise or 15 annual payments.

### Note 13: Fund Balance Classification Details

The District's financial statements include the following amounts presented in the aggregate.

	General Fund	ASB Fund	Capital Projects Fund	Debt Service Fund	Transportation Vehicle Fund
Nonspendable Fund Balance					
Inventory and Prepaid Items	\$81,283				
Restricted Fund Balance					
Carryover of Restricted Revenues	\$339,788				
Debt Service				\$3,502,190	
Arbitrage Rebate					
Uninsured Risks					
Other Items	\$51,258				
Fund Purposes		\$779,137			\$467,934
Committed Fund Balance					
Minimum Fund Balance Policy					
Other Commitments	\$26,000				
Assigned Fund Balance					
Contingencies					
Other Capital Projects					
Other Purposes	\$247,399				
Fund Purposes			\$3,177,145		
Unassigned Fund Balance	\$2,883,654				

In addition, the Capital Projects fund has the following amounts in Restricted and Committed Fund Balance, based on the source of the revenues:

Restricted from Bond Proceeds	
Restricted from Levy Proceeds	
Restricted from State Proceeds	\$3,602,068.25
Restricted from Federal Proceeds	
Restricted from Other Proceeds	
Restricted from Impact Fee Proceeds	
Restricted from Mitigation Fee Proceeds	\$189,896.89
Restricted from Undistributed Proceeds	

The board of directors has established a minimum fund balance policy for the general fund to provide for financial stability and contingencies within the District. The policy is that the District shall maintain a minimum year end fund balance of 3.0% of expenditures. However, the board of directors temporarily waived the minimum fund balance requirement for the 2013-2014 fiscal year. Therefore, for the 2013-2014 fiscal year, the amount Committed to this minimum fund balance policy is \$0, which is included in the amount reported as Committed Fund Balance on the financial statements.

#### **Note 14: Post-Employment Benefit Plans Other Than Pension Plans- Both in Separately Issued Plan Financial Statements and Employer Statements**

##### **457 Plan – Deferred Compensation Plan**

District employees have the option of participating in a deferred compensation plan as defined in §457 of the Internal Revenue Code that is administered by the state deferred compensation plan.

##### **403(b) Plan – Tax Sheltered Annuity (TSA)**

The District offers a tax deferred annuity plan for its employees. The plan permits participants to defer a portion of their salary until future years under two types of deferrals: elective deferrals (employee contribution) and non-elective contribution (employer matching).

The District complies with IRS regulations that require school districts to have a written plan to include participating investment companies, types of investments, loans, transfers, and various requirements. The plan is administered by a third party administrator. The plan assets are assets of the District employees, not the school district, and are therefore not reflected on these financial statements.

#### **Note 15: Termination Benefits**

##### **Compensated Absences**

Employees earn sick leave at a rate of twelve (12) days per year up to a maximum of one contract year.

Under the provisions of RCW 28A.400.210, sick leave accumulated by District employees is reimbursed at death or retirement at the rate of one day for each four days of accrued leave, limited to 180 accrued days. This chapter also provides for an annual buy out of an amount up

to the maximum annual accumulation of 12 days. For buyout purposes, employees may accumulate such leave to a maximum of 192 days, including the annual accumulation, as of December 31 of each year.

These expenditures are recorded when paid, except termination sick leave that is accrued upon death, retirement, or upon termination provided the employee is at least 55 years of age and has sufficient years of service. Vested sick leave was computed using the vesting method. Prior to 2012-13, we used a different method to calculate the compensated absences. We believe that this change to the vesting method more accurately represents the liability that existed at year end. Additionally, this change conforms to the requirements outlined in the Accounting Manual for Public School Districts published by the Office of the Superintendent of Public Instruction.

Vacation pay, including benefits, that is expected to be liquidated with expendable available financial resources is reported as expenditures and a fund liability of the governmental fund that will pay it.

No unrecorded liability exists for other employee benefits.

Marysville School District No. 025  
Schedule of Long-Term Liabilities: GENERAL FUND  
For the Year Ended August 31, 2014

Description	Beginning Outstanding Debt September 1, 2013	Amount Issued / Increased	Amount Redeemed / Decreased	Ending Outstanding Debt August 31, 2014	Amount Due Within One Year
<b>Non-Voted Debt and Liabilities</b>					
Capital Leases	0.00	0.00	0.00	0.00	0.00
Contracts Payable	0.00	0.00	0.00	0.00	0.00
Non-Cancellable Operating Leases	0.00	0.00	0.00	0.00	0.00
Claims & Judgements	0.00	0.00	0.00	0.00	0.00
Compensated Absences	3,089,680.64	469,316.40	0.00	3,558,997.04	539,589.81
Long-Term Notes	0.00	0.00	0.00	0.00	0.00
Anticipation Notes Payable	0.00	0.00	0.00	0.00	0.00
Lines of Credit	0.00	0.00	0.00	0.00	0.00
Other Non-Voted Debt	0.00	0.00	0.00	0.00	0.00
<b>Other Liabilities</b>					
Non-Voted Notes Not Recorded as Debt	0.00	0.00	0.00	0.00	0.00
Total Long-Term Liabilities	3,089,680.64	469,316.40	0.00	3,558,997.04	539,589.81

The accompanying notes are an integral part of this financial statement.

Marysville School District No. 025  
Schedule of Long-Term Liabilities: DEBT SERVICE FUND  
For the Year Ended August 31, 2014

Description	Beginning Outstanding Debt September 1, 2013	Amount Issued / Increased	Amount Redeemed / Decreased	Ending Outstanding Debt August 31, 2014	Amount Due Within One Year
<b>Voted Debt</b>					
Voted Bonds	80,260,000.00	0.00	3,295,000.00	76,965,000.00	3,525,000.00
LOCAL Program Proceeds Issued in Lieu of Bonds	0.00	0.00	0.00	0.00	0.00
<b>Non-Voted Debt</b>					
Non-Voted Bonds	10,120,000.00	0.00	825,000.00	9,295,000.00	870,000.00
LOCAL Program Proceeds	0.00	0.00	0.00	0.00	0.00
Total Long-Term Liabilities	90,380,000.00	0.00	4,120,000.00	86,260,000.00	4,395,000.00

The accompanying notes are an integral part of this financial statement.

## Schedule of Long-Term Liabilities: CAPITAL PROJECTS FUND

For the Year Ended August 31, 2014

Description	Beginning Outstanding Debt September 1, 2013	Amount Issued / Increased	Amount Redeemed / Decreased	Ending Outstanding Debt August 31, 2014	Amount Due Within One Year
<b>Non-Voted Debt and Liabilities</b>					
Capital Leases	0.00	0.00	0.00	0.00	0.00
Contracts Payable	0.00	0.00	0.00	0.00	0.00
Claims & Judgements	0.00	0.00	0.00	0.00	0.00
Compensated Absences	0.00	0.00	0.00	0.00	0.00
Long-Term Notes	0.00	0.00	0.00	0.00	0.00
Anticipation Notes Payable	0.00	0.00	0.00	0.00	0.00
Lines of Credit	0.00	0.00	0.00	0.00	0.00
Other Non-Voted Debt	0.00	0.00	0.00	0.00	0.00
<b>Other Liabilities</b>					
Non-Voted Notes Not Recorded as Debt	0.00	0.00	0.00	0.00	0.00
Total Long-Term Liabilities	0.00	0.00	0.00	0.00	0.00

The accompanying notes are an integral part of this financial statement.

## Schedule of Long-Term Liabilities: TRANSPORTATION VEHICLE FUND

For the Year Ended August 31, 2014

Description	Beginning Outstanding Debt September 1, 2013	Amount Issued / Increased	Amount Redeemed / Decreased	Ending Outstanding Debt August 31, 2014	Amount Due Within One Year
<b>Non-Voted Debt and Liabilities</b>					
Capital Leases	0.00	0.00	0.00	0.00	0.00
Contracts Payable	0.00	0.00	0.00	0.00	0.00
Long-Term Notes	0.00	0.00	0.00	0.00	0.00
Anticipation Notes Payable	0.00	0.00	0.00	0.00	0.00
Lines of Credit	0.00	0.00	0.00	0.00	0.00
Other Non-Voted Debt	0.00	0.00	0.00	0.00	0.00
<b>Other Liabilities</b>					
Non-Voted Notes Not Recorded as Debt	0.00	0.00	0.00	0.00	0.00
Total Long-Term Liabilities	0.00	0.00	0.00	0.00	0.00

The accompanying notes are an integral part of this financial statement.

**MARYSVILLE SCHOOL DISTRICT NO. 25**  
**SCHEDULE OF EXPENDITURES OF FEDERAL AWARDS**  
**For the year ending August 31, 2014**

1	2	3	4	5	6	7	8	9
Federal Agency Name	Pass Through Agency	Federal Program Title	CFDA Number	Other Identification Number	From Direct Awards	From Pass Through Awards	Total	Footnote
Department of Agriculture	OSPI	School Breakfast Program	10.553	31-025		440,648	440,648	1,3
	OSPI	National School Lunch Program- Cash Assistance	10.555	31-025		1,933,250	1,933,250	1,3
	OSPI	National School Lunch Program- Non-Cash Assistance	10.555	N/A		219,608	219,608	1,4,7
	OSPI	Summer Food Service Program for Children	10.559	31989		37,671	37,671	1,3
	Office of State Treasurer	School and Roads - Grants to States	10.665	N/A		34,076	34,076	1,3,7
		<b>Department of Agriculture Subtotal</b>			<b>0</b>	<b>2,665,253</b>	<b>2,665,253</b>	
Department of Defense								
		Navy Junior Reserve Officers Training Corps	12.N39737	N3973714MJRTC	73,265		73,265	1,3
		<b>Department of Defense Subtotal</b>			<b>73,265</b>	<b>0</b>	<b>73,265</b>	
Department of Interior	Tulalip Tribes							
		Indian Education - Assistance to Schools	15.130	N/A		67,159	67,159	1,3,7
		<b>Department of Interior Subtotal</b>			<b>0</b>	<b>67,159</b>	<b>67,159</b>	
Department of Labor	WDCSC							
		WIA Youth Activities	17.259	13- MSD-X-169-WISY		127,957	127,957	1,3,6
		<b>Department of Labor Subtotal</b>			<b>0</b>	<b>127,957</b>	<b>127,957</b>	
Department of Education								
		Impact Aid	84.041	57WA20140906	621,953		621,953	1,3
		Indian Education - Grants to Local Educational Agencies	84.060	S060A130735/140735	204,452		204,452	1,3
	OSPI	Title I Grants to Local Educational Agencies	84.010	0201565/0228357		1,857,104	1,857,104	1,3,5,6
	OSPI	Special Education - Grants to States	84.027A	0337642/0304759		2,420,122	2,420,122	1,3,6
	OSPI	Career and Technical Education - Basic Grants to States	84.048	0173130		84,653	84,653	1,3,6
	OSPI	Special Education - Preschool Grants	84.173A	0364763		74,872	74,872	1,3,6
	OSPI	School Improvement Grants	84.377A	0225331		260,156	260,156	1,3,6
	OSPI	English Language Acquisition Grants	84.365A	0401919		108,596	108,596	1,3,6
	OSPI	Improving Teacher Quality State Grants	84.367A	0523280		277,264	277,264	1,3,6
		<b>Department of Education Subtotal</b>			<b>826,405</b>	<b>5,082,767</b>	<b>5,909,172</b>	
Department of Health/Human Services	HCA							
		Medical Assistance Program	93.778	N/A		463,426	463,426	1,3,7
	Snohomish County	Block Grants for Prevention and Treatment of Substance Abuse	93.959	SA138104050/148110050		15,662	15,662	1,3
		<b>Department of Health/Human Services</b>			<b>0</b>	<b>479,088</b>	<b>479,088</b>	
		<b>Total Federal Awards Expended</b>			<b>899,670</b>	<b>8,422,224</b>	<b>9,321,894</b>	



**MARYSVILLE SCHOOL DISTRICT NO. 25**  
**NOTES TO THE SCHEDULE OF EXPENDITURES OF FEDERAL AWARDS**  
**For the year ending August 31, 2014**

**NOTE 1—BASIS OF ACCOUNTING**

The Schedule of Expenditures of Federal Awards is prepared on the same basis of accounting as the district's financial statements. The district uses the modified accrual basis of accounting. Expenditures represent only the federally funded portions of the program. District records should be consulted to determine amounts expended or matched from non-federal sources.

**NOTE 2—AMERICAN RECOVERY AND REINVESTMENT ACT (ARRA) of 2009**  
Of the amount shown for this program, \$0 was paid from ARRA funds.

**NOTE 3—PROGRAM COSTS/MATCHING CONTRIBUTIONS**

The amounts shown as current year expenses represent only the federal grant portion of the program costs. Entire program costs, including the district's local matching share, may be more than shown.

**NOTE 4—NONCASH AWARDS**

The amount of commodities reported on the schedule is the value of commodities distributed by the district during the current year and priced as prescribed by the USDA.

**NOTE 5—SCHOOLWIDE PROGRAMS**

The district operates a "schoolwide program" in five elementary buildings. Using federal funding, schoolwide programs are designed to upgrade an entire educational program within a school for all students, rather than limit services to certain targeted students. The following federal program amounts were expended by the district in its schoolwide program. Title I (84.010) \$621,953.

**NOTE 6—FEDERAL INDIRECT RATE**

The district used the federal restricted rate of 4.3%.

**NOTE 7—NOT AVAILABLE (N/A)**

The *district* was unable to obtain other identification number.

## ABOUT THE STATE AUDITOR'S OFFICE

The State Auditor's Office is established in the state's Constitution and is part of the executive branch of state government. The State Auditor is elected by the citizens of Washington and serves four-year terms.

We work with our audit clients and citizens to achieve our vision of government that works for citizens, by helping governments work better, cost less, deliver higher value, and earn greater public trust.

In fulfilling our mission to hold state and local governments accountable for the use of public resources, we also hold ourselves accountable by continually improving our audit quality and operational efficiency and developing highly engaged and committed employees.

As an elected agency, the State Auditor's Office has the independence necessary to objectively perform audits and investigations. Our audits are designed to comply with professional standards as well as to satisfy the requirements of federal, state, and local laws.

Our audits look at financial information and compliance with state, federal and local laws on the part of all local governments, including schools, and all state agencies, including institutions of higher education. In addition, we conduct performance audits of state agencies and local governments as well as [fraud](#), state [whistleblower](#) and [citizen hotline](#) investigations.

The results of our work are widely distributed through a variety of reports, which are available on our [website](#) and through our free, electronic [subscription](#) service.

We take our role as partners in accountability seriously, and provide training and technical assistance to governments, and have an extensive quality assurance program.

Contact information for the State Auditor's Office	
Deputy Director for Communications	Thomas Shapley <a href="mailto:Thomas.Shapley@sao.wa.gov">Thomas.Shapley@sao.wa.gov</a> (360) 902-0367
Public Records requests	(360) 725-5617
Main telephone	(360) 902-0370
Toll-free Citizen Hotline	(866) 902-3900
Website	<a href="http://www.sao.wa.gov">www.sao.wa.gov</a>