

Washington State Auditor's Office
Financial Statements and Federal Single Audit Report

North Kitsap School District No. 400
Kitsap County

Audit Period
September 1, 2011 through August 31, 2013

Report No. 1011985

Issue Date
May 27, 2014



Washington State Auditor
Troy Kelley

Independence • Respect • Integrity



Washington State Auditor Troy Kelley

May 27, 2014

Board of Directors
North Kitsap School District No. 400
Poulsbo, Washington

Report on Financial Statements and Federal Single Audit

Please find attached our report on North Kitsap School District No. 400's financial statements and compliance with federal laws and regulations.

We are issuing this report in order to provide information on the District's financial condition.

Sincerely,

TROY KELLEY
STATE AUDITOR

Table of Contents

North Kitsap School District No. 400
Kitsap County
September 1, 2011 through August 31, 2013

Federal Summary	1
Schedule of Federal Audit Findings and Questioned Costs.....	3
Independent Auditor's Report on Internal Control over Financial Reporting and on Compliance and Other Matters Based on an Audit of Financial Statements Performed in Accordance with <i>Government Auditing Standards</i>	7
Independent Auditor's Report on Compliance for Each Major Federal Program and on Internal Control over Compliance in Accordance with OMB Circular A-133.....	9
Independent Auditor's Report on Financial Statements	12
Financial Section.....	15

Federal Summary

North Kitsap School District No. 400 Kitsap County September 1, 2011 through August 31, 2013

The results of our audit of North Kitsap School District No. 400 are summarized below in accordance with U.S. Office of Management and Budget Circular A-133.

FINANCIAL STATEMENTS

An unmodified opinion was issued on the financial statements.

Internal Control Over Financial Reporting:

- ***Significant Deficiencies:*** We reported no deficiencies in the design or operation of internal control over financial reporting that we consider to be significant deficiencies.
- ***Material Weaknesses:*** We identified no deficiencies that we consider to be material weaknesses.

We noted no instances of noncompliance that were material to the financial statements of the District.

FEDERAL AWARDS

Internal Control Over Major Programs:

- ***Significant Deficiencies:*** We identified deficiencies in the design or operation of internal control over major federal programs that we consider to be significant deficiencies.
- ***Material Weaknesses:*** We identified no deficiencies that we consider to be material weaknesses.

We issued an unmodified opinion on the District's compliance with requirements applicable to each of its major federal programs.

We reported findings that are required to be disclosed under section 510(a) of OMB Circular A-133.

Identification of Major Programs:

The following were major programs during the period under audit:

<u>CFDA No.</u>	<u>Program Title</u>
84.027	Special Education Cluster (IDEA) - Special Education - Grants to States (IDEA, Part B)
84.173	Special Education Cluster (IDEA) - Special Education - Preschool Grants (IDEA Preschool)

The dollar threshold used to distinguish between Type A and Type B programs, as prescribed by OMB Circular A-133, was \$300,000.

The District qualified as a low-risk auditee under OMB Circular A-133.

Schedule of Federal Audit Findings and Questioned Costs

North Kitsap School District No. 400
Kitsap County
September 1, 2012 through August 31, 2013

- 1. The North Kitsap School District did not have adequate internal controls to ensure compliance with time and effort requirements to support payroll costs charged to the Special Education program.**

CFDA Number and Title:	84.027 – Special Education Grants to States 84.173 – Special Education Preschool Grants
Federal Grantor Name:	U.S. Department of Education
Federal Award/Contract Number:	NA
Pass-through Entity Name:	Office of the Superintendent of Public Instruction
Pass-through Award/Contract Number:	0304396, 0337546, 0364396
Questioned Cost Amount:	\$0

Background

In fiscal year 2013, the District spent \$1,457,099 in federal funding through its Special Education program. Of this amount, \$1,412,724 was used on salaries and benefits. The objective of the program is to ensure that all children with disabilities have available to them a free appropriate public education, which emphasizes special education and related services designed to meet their unique needs; ensure that the rights of children with disabilities and their parents or guardians are protected; assist States, localities, educational service agencies and federal agencies to provide for the education of all children with disabilities; and assess and ensure the effectiveness of efforts to educate children with disabilities.

Description of Condition

We reviewed payroll transactions to determine whether salaries and benefits charged to federal grants were supported by adequate time and effort documentation, as required by federal regulations. Depending on the number and type of activities an employee works on, documentation can be a semi-annual certification or a monthly personnel activity report, such as a timesheet.

The District was unable to provide required time and effort documentation for 11 employees that were fully funded through the program.

Cause of Condition

The District did not follow its normal process to ensure employees submitted semi-annual certifications. The District requested the information from the employees but did not follow up to make sure the documentation was received.

Effect of Condition and Questioned Costs

Without proper time and effort documentation, federal grantors cannot be assured salaries and benefits charged to their programs are accurate and valid. The District's noncompliance with grant requirements can jeopardize future federal funding and may require it to return federal funds to the grantor.

We verified that the employees worked entirely on the Special Education program; therefore, we are not questioning costs.

Recommendation

We recommend the District improve its monitoring process to ensure all employees working on federal grants submit required certifications or other appropriate documentation to support time worked.

District's Response

North Kitsap School District concurs with the audit finding presented for the 2012-2013 school year: Special Education Time and Effort.

Auditor's Remarks

We thank the District for its assistance during the audit and will review this area again during our next audit.

Applicable Laws and Regulations

U.S. Office of Management and Budget Circular A-133, Audits of States, *Local Governments, and Non-Profit Organizations*, Section 300, states in part:

The auditee shall:

(b) Maintain internal control over Federal programs that provides reasonable assurance that the auditee is managing Federal awards in compliance with laws, regulations, and provisions of contracts or grant agreements that could have a material effect on each of its Federal programs.

(c) Comply with laws, regulations, and the provisions of contracts or grant agreements related to each of its Federal programs.

U.S. Office of Management and Budget Circular A-87, Cost Principles for State, Local and Indian Tribal Governments (2 CFR Part 225), Appendix B, Section 8(h), states:

(1) Charges to Federal awards for salaries and wages, whether treated as direct or indirect costs, will be based on payrolls documented in accordance with generally accepted practice of the governmental unit and approved by a responsible official(s) of the governmental unit.

(2) No further documentation is required for the salaries and wages of employees who work in a single indirect cost activity.

(3) Where employees are expected to work solely on a single Federal award or cost objective, charges for their salaries and wages will be supported by periodic certifications that the employees worked solely on that program for the period covered by the certification. These certifications will be prepared at least semiannually and will be signed by the employee or supervisory official having firsthand knowledge of the work performed by the employee.

(4) Where employees work on multiple activities or cost objectives, a distribution of their salaries or wages will be supported by personnel activity reports or equivalent documentation which meets the standards in subsection (5) unless a statistical sampling system (see subsection (6)) or other substitute system has been approved by the cognizant Federal agency. Such documentary support will be required where employees work on:

(a) More than one Federal award,

(b) A Federal award and a non-Federal award,

(c) An indirect cost activity and a direct cost activity,

(d) Two or more indirect activities which are allocated using different allocation bases, or

(e) An unallowable activity and a direct or indirect cost activity.

(5) Personnel activity reports or equivalent documentation must meet the following standards:

(a) They must reflect an after-the-fact distribution of the actual activity of each employee,

(b) They must account for the total activity for which each employee is compensated,

(c) They must be prepared at least monthly and must coincide with one or more pay periods, and

(d) They must be signed by the employee.

(e) Budget estimates or other distribution percentages determined before the services are performed do not qualify as support for charges to Federal awards but may be used for interim accounting purposes, provided that:

(i) The governmental unit's system for establishing the estimates produces reasonable approximations of the activity actually performed;

(ii) At least quarterly, comparisons of actual costs to budgeted distributions based on the monthly activity reports are made. Costs charged to Federal awards to reflect adjustments made as a result of the activity actually performed may be recorded annually if the quarterly comparisons show the differences between budgeted and actual costs are less than ten percent; and

(iii) The budget estimates or other distribution percentages are revised at least quarterly, if necessary, to reflect changed circumstances.

Independent Auditor's Report on Internal Control over Financial Reporting and on Compliance and Other Matters Based on an Audit of Financial Statements Performed in Accordance with *Government Auditing Standards*

**North Kitsap School District No. 400
Kitsap County
September 1, 2011 through August 31, 2013**

Board of Directors
North Kitsap School District No. 400
Poulsbo, Washington

We have audited, in accordance with auditing standards generally accepted in the United States of America and the standards applicable to financial audits contained in *Government Auditing Standards*, issued by the Comptroller General of the United States, the financial statements of North Kitsap School District No. 400, Kitsap County, Washington, as of and for the year ended August 31, 2013, and the related notes to the financial statements, which collectively comprise the District's financial statements, and have issued our report thereon dated May 21, 2014.

INTERNAL CONTROL OVER FINANCIAL REPORTING

In planning and performing our audit of the financial statements, we considered the District's internal control over financial reporting (internal control) to determine the audit procedures that are appropriate in the circumstances for the purpose of expressing our opinion on the financial statements, but not for the purpose of expressing an opinion on the effectiveness of the District's internal control. Accordingly, we do not express an opinion on the effectiveness of the District's internal control.

A *deficiency in internal control* exists when the design or operation of a control does not allow management or employees, in the normal course of performing their assigned functions, to prevent, or detect and correct, misstatements on a timely basis. A *material weakness* is a deficiency, or a combination of deficiencies, in internal control such that there is a reasonable possibility that a material misstatement of the District's financial statements will not be prevented, or detected and corrected on a timely basis. A *significant deficiency* is a deficiency, or a combination of deficiencies, in internal control that is less severe than a material weakness, yet important enough to merit attention by those charged with governance.

Our consideration of internal control was for the limited purpose described in the first paragraph of this section and was not designed to identify all deficiencies in internal control that might be material weaknesses or significant deficiencies. Given these limitations, during our audit we did

not identify any deficiencies in internal control that we consider to be material weaknesses. However, material weaknesses may exist that have not been identified.

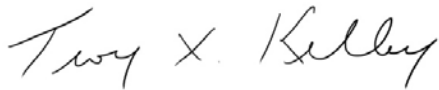
COMPLIANCE AND OTHER MATTERS

As part of obtaining reasonable assurance about whether the District's financial statements are free from material misstatement, we performed tests of the District's compliance with certain provisions of laws, regulations, contracts and grant agreements, noncompliance with which could have a direct and material effect on the determination of financial statement amounts. However, providing an opinion on compliance with those provisions was not an objective of our audit, and accordingly, we do not express such an opinion.

The results of our tests disclosed no instances of noncompliance or other matters that are required to be reported under *Government Auditing Standards*.

PURPOSE OF THIS REPORT

The purpose of this report is solely to describe the scope of our testing of internal control and compliance and the results of that testing, and not to provide an opinion on the effectiveness of the District's internal control or on compliance. This report is an integral part of an audit performed in accordance with *Government Auditing Standards* in considering the District's internal control and compliance. Accordingly, this communication is not suitable for any other purpose. However, this report is a matter of public record and its distribution is not limited. It also serves to disseminate information to the public as a reporting tool to help citizens assess government operations.



TROY KELLEY
STATE AUDITOR

May 21, 2014

Independent Auditor's Report on Compliance for Each Major Federal Program and on Internal Control over Compliance in Accordance with OMB Circular A-133

**North Kitsap School District No. 400
Kitsap County
September 1, 2011 through August 31, 2013**

Board of Directors
North Kitsap School District No. 400
Poulsbo, Washington

REPORT ON COMPLIANCE FOR EACH MAJOR FEDERAL PROGRAM

We have audited the compliance of North Kitsap School District No. 400, Kitsap County, Washington, with the types of compliance requirements described in the U.S. *Office of Management and Budget (OMB) Circular A-133 Compliance Supplement* that could have a direct and material effect on each of its major federal programs for the year ended August 31, 2013. The District's major federal programs are identified in the accompanying Federal Summary.

Management's Responsibility

Management is responsible for compliance with the requirements of laws, regulations, contracts and grants applicable to its federal programs.

Auditor's Responsibility

Our responsibility is to express an opinion on compliance for each of the District's major federal programs based on our audit of the types of compliance requirements referred to above. We conducted our audit of compliance in accordance with auditing standards generally accepted in the United States of America; the standards applicable to financial audits contained in *Government Auditing Standards*, issued by the Comptroller General of the United States; and OMB Circular A-133, *Audits of States, Local Governments, and Non-Profit Organizations*. Those standards and OMB Circular A-133 require that we plan and perform the audit to obtain reasonable assurance about whether noncompliance with the types of compliance requirements referred to above that could have a direct and material effect on a major federal program occurred. An audit includes examining, on a test basis, evidence about the District's compliance with those requirements and performing such other procedures as we considered necessary in the circumstances.

We believe that our audit provides a reasonable basis for our opinion on compliance for each major federal program. Our audit does not provide a legal determination on the District's compliance.

Opinion on Each Major Federal Program

In our opinion, the District complied, in all material respects, with the types of compliance requirements referred to above that could have a direct and material effect on each of its major federal programs for the year ended August 31, 2013.

Other Matters

The results of our auditing procedures disclosed an instance of noncompliance with those requirements, which is required to be reported in accordance with OMB Circular A-133 and which is described in the accompanying Schedule of Federal Audit Findings and Questioned Costs as Finding 1. Our opinion on each major federal program is not modified with respect to these matters.

District's Response to Findings

The District's response to the noncompliance findings identified in our audit is described in the accompanying Schedule of Federal Audit Findings and Questioned Costs. The District's response was not subjected to the auditing procedures applied in the audit of compliance and, accordingly, we express no opinion on the response.

REPORT ON INTERNAL CONTROL OVER COMPLIANCE

Management of the District is responsible for establishing and maintaining effective internal control over compliance with the types of compliance requirements referred to above. In planning and performing our audit of compliance, we considered the District's internal control over compliance with the types of requirements that could have a direct and material effect on each major federal program in order to determine the auditing procedures that are appropriate in the circumstances for the purpose of expressing an opinion on compliance for each major federal program and to test and report on internal control over compliance in accordance with OMB Circular A-133, but not for the purpose of expressing an opinion on the effectiveness of internal control over compliance. Accordingly, we do not express an opinion on the effectiveness of the District's internal control over compliance.

A deficiency in internal control over compliance exists when the design or operation of a control over compliance does not allow management or employees, in the normal course of performing their assigned functions, to prevent, or detect and correct, noncompliance with a type of compliance requirement of a federal program on a timely basis. *A material weakness in internal control over compliance* is a deficiency, or combination of deficiencies, in internal control over compliance, such that there is a reasonable possibility that material noncompliance with a type of compliance requirement of a federal program will not be prevented, or detected and corrected, on a timely basis. *A significant deficiency in internal control over compliance* is a deficiency, or a combination of deficiencies, in internal control over compliance with a type of compliance requirement of a federal program that is less severe than a material weakness in internal control over compliance, yet important enough to merit attention by those charged with governance.

Our consideration of internal control over compliance was for the limited purpose described in the first paragraph of this section and was not designed to identify all deficiencies in internal control over compliance that might be material weaknesses or significant deficiencies and

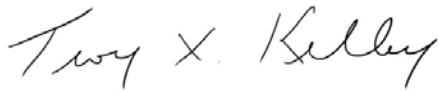
therefore, material weaknesses or significant deficiencies may exist that were not identified. We did not identify any deficiencies in internal control over compliance that we consider to be material weaknesses. However, we identified certain deficiencies in internal control over compliance, as described in the accompanying Schedule of Federal Audit Findings and Questioned Costs as Finding 1 that we consider to be significant deficiencies.

District's Response to Findings

The District's response to the internal control over compliance findings identified in our audit is described in the accompanying Schedule of Federal Audit Findings and Questioned Costs. The District's response was not subjected to the auditing procedures applied in the audit of compliance and, accordingly, we express no opinion on the response.

PURPOSE OF THIS REPORT

The purpose of this report on internal control over compliance is solely to describe the scope of our testing of internal control over compliance and the results of that testing based on the requirements of OMB Circular A-133. Accordingly, this report is not suitable for any other purpose. However, this report is a matter of public record and its distribution is not limited. It also serves to disseminate information to the public as a reporting tool to help citizens assess government operations.



TROY KELLEY
STATE AUDITOR

May 21, 2014

Independent Auditor's Report on Financial Statements

North Kitsap School District No. 400 Kitsap County September 1, 2011 through August 31, 2013

Board of Directors
North Kitsap School District No. 400
Poulsbo, Washington

REPORT ON THE FINANCIAL STATEMENTS

We have audited the accompanying financial statements of North Kitsap School District No. 400, Kitsap County, Washington, as of and for the year ended August 31, 2013, and the related notes to the financial statements, which collectively comprise the District's financial statements, as listed on page 15.

Management's Responsibility for the Financial Statements

Management is responsible for the preparation and fair presentation of these financial statements in accordance with the financial reporting provisions of Washington State statutes and the *Accounting Manual for Public School Districts in the State of Washington* (Accounting Manual) described in Note 1. This includes determining that the basis of accounting is acceptable for the presentation of the financial statements in the circumstances. Management is also responsible for the design, implementation, and maintenance of internal control relevant to the preparation and fair presentation of financial statements that are free from material misstatement, whether due to fraud or error.

Auditor's Responsibility

Our responsibility is to express an opinion on these financial statements based on our audit. We conducted our audit in accordance with auditing standards generally accepted in the United States of America and the standards applicable to financial audits contained in *Government Auditing Standards*, issued by the Comptroller General of the United States. Those standards require that we plan and perform the audit to obtain reasonable assurance about whether the financial statements are free from material misstatement.

An audit involves performing procedures to obtain audit evidence about the amounts and disclosures in the financial statements. The procedures selected depend on the auditor's judgment, including the assessment of the risks of material misstatement of the financial statements, whether due to fraud or error. In making those risk assessments, the auditor considers internal control relevant to the District's preparation and fair presentation of the financial statements in order to design audit procedures that are appropriate in the circumstances, but not for the purpose of expressing an opinion on the effectiveness of the District's internal control. Accordingly, we express no such opinion. An audit also includes evaluating the

appropriateness of accounting policies used and the reasonableness of significant account estimates made by management, as well as evaluating the overall presentation of the financial statements.

We believe that the audit evidence we have obtained is sufficient and appropriate to provide a basis for our audit opinions.

Unmodified Opinion on Regulatory Basis of Accounting (Accounting Manual)

As described in Note 1, the District has prepared these financial statements using accounting practices prescribed or permitted by Washington State statutes and the Accounting Manual. Those accounting practices differ from accounting principles generally accepted in the United States of America (GAAP). The difference in these accounting practices is also described in Note 1.

In our opinion, the financial statements referred to above present fairly, in all material respects, the financial position of North Kitsap School District No. 400, as of August 31, 2013, and the changes in financial position thereof for the year then ended in accordance with the basis of accounting described in Note 1.

Unmodified Opinions on the Governmental and Fiduciary Funds Based on U.S. GAAP

In our opinion, the financial statements referred to above present fairly, in all material respects, the respective financial position of the General, ASB, Debt Service, Capital Project, Transportation Vehicle and Fiduciary funds as of August 31, 2013, and the changes in financial position thereof for the year then ended in accordance with accounting principles generally accepted in the United States of America.

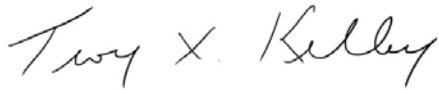
Other Matters

Supplementary and Other Information

Our audit was performed for the purpose of forming an opinion on the financial statements taken as a whole. The accompanying Schedule of Expenditures of Federal Awards is presented for purposes of additional analysis as required by U.S. Office of Management and Budget Circular A-133, *Audits of States, Local Governments, and Non-Profit Organizations*. The accompanying Schedule of Long-Term Liabilities is also presented for purposes of additional analysis as required by the prescribed Accounting Manual. These schedules are not a required part of the financial statements. Such information is the responsibility of management and was derived from and relates directly to the underlying accounting and other records used to prepare the financial statements. The information has been subjected to the auditing procedures applied in the audit of the financial statements, and certain additional procedures, including comparing and reconciling such information directly to the underlying accounting and other records used to prepare the financial statements or to the financial statements themselves, and other additional procedures in accordance with auditing standards generally accepted in the United States of America. In our opinion, the information is fairly stated, in all material respects, in relation to the financial statements taken as a whole.

OTHER REPORTING REQUIRED BY GOVERNMENT AUDITING STANDARDS

In accordance with *Government Auditing Standards*, we have also issued our report dated May 21, 2014 on our consideration of the District's internal control over financial reporting and on our tests of its compliance with certain provisions of laws, regulations, contracts and grant agreements and other matters. The purpose of that report is to describe the scope of our testing of internal control over financial reporting and compliance and the results of that testing, and not to provide an opinion on the internal control over financial reporting or on compliance. That report is an integral part of an audit performed in accordance with *Government Auditing Standards* in considering the District's internal control over financial reporting and compliance.

A handwritten signature in cursive script that reads "Troy X. Kelley".

TROY KELLEY
STATE AUDITOR

May 21, 2014

Financial Section

**North Kitsap School District No. 400
Kitsap County
September 1, 2011 through August 31, 2013**

FINANCIAL STATEMENTS

Balance Sheet – Governmental Funds – 2013
Statement of Revenues, Expenditures and Changes in Fund Balance – Governmental
Funds – 2013
Statement of Fiduciary Net Position – Fiduciary Funds – 2013
Statement of Changes in Fiduciary Net Position – Fiduciary Funds – 2013
Notes to Financial Statements – 2013

SUPPLEMENTARY AND OTHER INFORMATION

Schedule of Long-Term Liabilities – 2013
Schedule of Expenditures of Federal Awards – 2013
Notes to the Schedule of Expenditures of Federal Awards – 2013

E.S.D. 114

Balance Sheet

COUNTY: 18 Kitsap

Governmental Funds

August 31, 2013

	General Fund	ASB Fund	Debt Service Fund	Capital Projects Fund	Transportation Vehicle Fund	Permanent Fund	Total
ASSETS:							
Cash and Cash Equivalents	1,635,508.88	38,782.94	19,837.04	135,946.72	0.38	0.00	1,830,075.96
Minus Warrants Outstanding	-1,487,099.74	-11,631.00	0.00	-95,591.72	0.00	0.00	-1,594,322.46
Taxes Receivable	6,905,747.58		4,109,073.93	0.00	0.00		11,014,821.51
Due From Other Funds	0.00	0.00	0.00	0.00	0.00	0.00	0.00
Due From Other Governmental Units	742,606.75	0.00	0.00	0.00	0.00	0.00	742,606.75
Accounts Receivable	55,094.49	0.00	0.00	0.00	0.00	0.00	55,094.49
Interfund Loans Receivable	0.00			0.00			0.00
Accrued Interest Receivable	0.00	0.00	0.00	0.00	0.00	0.00	0.00
Inventory	282,376.45	0.00					282,376.45
Prepaid Items	66,968.33	1,500.00		0.00	0.00	0.00	68,468.33
Investments	5,472,023.09	602,920.89	946,116.11	933,287.52	1,956,088.17	0.00	9,910,435.78
Investments/Cash With Trustee	0.00		0.00	0.00	0.00	0.00	0.00
Investments-Deferred Compensation	0.00			0.00			0.00
Self-Insurance Security Deposit	0.00						0.00
TOTAL ASSETS	13,673,225.83	631,572.83	5,075,027.08	973,642.52	1,956,088.55	0.00	22,309,556.81
LIABILITIES:							
Accounts Payable	1,591,638.08	53,596.27	0.00	77,223.45	139,966.44	0.00	1,862,424.24
Contracts Payable Current	21,182.38	0.00		0.00	0.00	0.00	21,182.38
Accrued Interest Payable			0.00				0.00
Accrued Salaries	65,482.84	0.00		0.00			65,482.84
Revenue Anticipation Notes Payable	0.00		0.00	0.00	0.00		0.00
Payroll Deductions and Taxes Payable	42,070.73	0.00		0.00			42,070.73
Due To Other Governmental Units	0.00	0.00		0.00	0.00	0.00	0.00
Deferred Compensation Payable	0.00			0.00			0.00
Estimated Employee Benefits Payable	0.00						0.00
Due To Other Funds	0.00	0.00	0.00	0.00	0.00	0.00	0.00

The accompanying notes are an integral part of this financial statement.

E.S.D. 114

Balance Sheet

COUNTY: 18 Kitsap

Governmental Funds

August 31, 2013

	General Fund	ASB Fund	Debt Service Fund	Capital Projects Fund	Transportation Vehicle Fund	Permanent Fund	Total
LIABILITIES:							
Interfund Loans Payable	0.00		0.00		0.00		0.00
Deposits	3,635.26	1,867.81		0.00			5,503.07
Matured Bonds Payable			0.00				0.00
Matured Bond Interest Payable			0.00				0.00
Arbitrage Rebate Payable	0.00		0.00		0.00		0.00
Deferred Revenue	6,979,513.10	80,621.03	4,109,073.93	751,125.90	0.00	0.00	11,920,333.96
TOTAL LIABILITIES	8,703,522.39	136,085.11	4,109,073.93	828,349.35	139,966.44	0.00	13,916,997.22
FUND BALANCE:							
Nonspendable Fund Balance	986,682.00	0.00	0.00	0.00	0.00	0.00	986,682.00
Restricted Fund Balance	274,119.14	495,487.72	965,953.15	0.00	0.00	0.00	1,735,560.01
Committed Fund Balance	2,611,226.79	0.00	0.00	0.00	0.00	0.00	2,611,226.79
Assigned Fund Balance	1,097,675.51	0.00	0.00	145,293.17	1,816,122.11	0.00	3,059,090.79
Unassigned Fund Balance	0.00	0.00	0.00	0.00	0.00	0.00	0.00
TOTAL FUND BALANCE	4,969,703.44	495,487.72	965,953.15	145,293.17	1,816,122.11	0.00	8,392,559.59
TOTAL LIABILITIES AND FUND BALANCE	13,673,225.83	631,572.83	5,075,027.08	973,642.52	1,956,088.55	0.00	22,309,556.81

The accompanying notes are an integral part of this financial statement.

Statement of Revenues, Expenditures, and Changes in Fund Balance

E.S.D. 114

COUNTY: 18 Kitsap

Governmental Funds

For the Year Ended August 31, 2013

	General Fund	ASB Fund	Debt Service Fund	Capital Projects Fund	Transportation Vehicle Fund	Permanent Fund	Total
REVENUES:							
Local	16,446,688.21	995,915.75	8,570,209.14	4,222.95	10,081.74		26,027,117.79
State	39,118,058.13		0.00	0.00	458,617.38		39,576,675.51
Federal	5,476,364.45		0.00	0.00	0.00		5,476,364.45
Federal Stimulus	0.00						0.00
Other	51,336.86			0.00	0.00	0.00	51,336.86
TOTAL REVENUES	61,092,447.65	995,915.75	8,570,209.14	4,222.95	468,699.12	0.00	71,131,494.61
EXPENDITURES:							
CURRENT:							
Regular Instruction	31,250,543.09						31,250,543.09
Federal Stimulus	0.00						0.00
Special Education	8,330,023.75						8,330,023.75
Vocational Education	2,679,367.54						2,679,367.54
Skills Center	0.00						0.00
Compensatory Programs	2,316,948.61						2,316,948.61
Other Instructional Programs	549,335.25						549,335.25
Community Services	403,986.73						403,986.73
Support Services	13,294,256.15						13,294,256.15
Student Activities/Other		1,042,879.04				0.00	1,042,879.04
CAPITAL OUTLAY:							
Sites				15,018.35			15,018.35
Building				30,866.00			30,866.00
Equipment				151,843.40			151,843.40
Instructional Technology				0.00		0.00	0.00
Energy				1,999.99		1,999.99	1,999.99
Transportation Equipment					581,723.20		581,723.20
Sales and Lease				11,000.00			11,000.00
Other	670,008.87						670,008.87
DEBT SERVICE:							
Principal	0.00		8,424,582.06	0.00	0.00		8,424,582.06
Interest and Other Charges	0.00		1,983,083.35	0.00	0.00		1,983,083.35
Bond/Levy Issuance				0.00	0.00		0.00
TOTAL EXPENDITURES	59,494,469.99	1,042,879.04	10,407,665.41	210,727.74	581,723.20	0.00	71,737,465.38

The accompanying notes are an integral part of this financial statement.

E.S.D. 114

Statement of Revenues, Expenditures, and Changes in Fund Balance

COUNTY: 18 Kitsap

Governmental Funds

For the Year Ended August 31, 2013

	General Fund	ASB Fund	Debt Service Fund	Capital Projects Fund	Transportation Vehicle Fund	Permanent Fund	Total
DEBT SERVICE:							
REVENUES OVER (UNDER) EXPENDITURES	1,597,977.66	-46,963.29	-1,837,456.27	-206,504.79	-113,024.08	0.00	-605,970.77
OTHER FINANCING SOURCES (USES):							
Bond Sales & Refunding Bond Sales	0.00		0.00	0.00	0.00	0.00	0.00
Long-Term Financing	0.00			0.00	0.00	0.00	0.00
Transfers In	0.00		189,227.89	0.00	0.00		189,227.89
Transfers Out (GL 536)	-189,227.89		0.00	0.00	0.00	0.00	-189,227.89
Other Financing Uses (GL 535)	0.00		0.00	0.00	0.00		0.00
Other	0.00		0.00	0.00	15,100.00		15,100.00
TOTAL OTHER FINANCING SOURCES (USES)	-189,227.89		189,227.89	0.00	15,100.00	0.00	15,100.00
EXCESS OF REVENUES/OTHER FINANCING SOURCES OVER (UNDER) EXPENDITURES AND OTHER FINANCING USES	1,408,749.77	-46,963.29	-1,648,228.38	-206,504.79	-97,924.08	0.00	-590,870.77
BEGINNING TOTAL FUND BALANCE	3,560,953.67	542,451.01	2,614,181.53	351,797.96	1,914,046.19	0.00	8,983,430.36
Prior Year(s) Corrections or Restatements	0.00	0.00	0.00	0.00	0.00	0.00	0.00
ENDING TOTAL FUND BALANCE	4,969,703.44	495,487.72	965,953.15	145,293.17	1,816,122.11	0.00	8,392,559.59

The accompanying notes are an integral part of this financial statement.

North Kitsap School District No. 400
Statement Of Fiduciary Net Position
Fiduciary Funds
August 31, 2013

REPORT F196
E.S.D. 114
COUNTY: 18 Kitsap

ASSETS:	Private Purpose Trust	Other Trust
Imprest Cash	0.00	0.00
Cash On Hand	0.00	0.00
Cash On Deposit with Cty Treas	7,011.00	0.00
Minus Warrants Outstanding	-6,735.47	0.00
Due From Other Funds	0.00	0.00
Accounts Receivable	0.00	0.00
Accrued Interest Receivable	0.00	0.00
Investments	464,244.18	0.00
Investments/Cash With Trustee	0.00	0.00
Other Assets	0.00	
Capital Assets, Land	0.00	
Capital Assets, Buildings	0.00	
Capital Assets, Equipment	0.00	0.00
Accum Depreciation, Buildings	0.00	
Accum Depreciation, Equipment	0.00	0.00
TOTAL ASSETS	464,519.71	0.00
LIABILITIES:		
Accounts Payable	0.00	0.00
Due To Other Funds	0.00	0.00
TOTAL LIABILITIES	0.00	0.00
NET POSITION:		
Held in trust for:		
Private Purpose	464,519.71	0.00
TOTAL NET POSITION	464,519.71	0.00

The accompanying notes are an integral part of this financial statement.

E.S.D. 114

Statement of Changes in Fiduciary Net Position

COUNTY: 18 Kitsap

Fiduciary Funds

For the Year Ended August 31, 2013

ADDITIONS:		
Contributions:		
Private Donations	Private Purpose Trust	Other Trust
Employer	54,054.65	0.00
Members		0.00
Other	0.00	0.00
TOTAL CONTRIBUTIONS	54,054.65	0.00
Investment Income:		
Net Appreciation (Depreciation) in Fair Value	0.00	0.00
Interest and Dividends	2,529.74	0.00
Less Investment Expenses	0.00	0.00
Net Investment Income	2,529.74	0.00
Other Additions:		
Rent or Lease Revenue	0.00	0.00
Total Other Additions	0.00	0.00
TOTAL ADDITIONS	56,584.39	0.00
DEDUCTIONS:		
Benefits		0.00
Refund of Contributions	0.00	0.00
Administrative Expenses	17,581.61	0.00
Scholarships	24,298.44	
Other	0.00	0.00
TOTAL DEDUCTIONS	41,880.05	0.00
Net Increase (Decrease)	14,704.34	0.00
Net Position--Beginning	449,815.37	0.00
Prior Year(s) Corrections or Restatements	0.00	0.00
NET POSITION--ENDING	464,519.71	0.00

NORTH KITSAP SCHOOL DISTRICT

Notes to the Financial Statements

September 1, 2012 through August 31, 2013

NOTE 1: SUMMARY OF SIGNIFICANT ACCOUNTING POLICIES

Description of the government-wide financial statements.

The North Kitsap School District is a municipal corporation organized pursuant to Title 28A of the Revised Code of Washington (RCW) for the purposes of providing public school services to students in Grades K–12. Oversight responsibility for the District's operations is vested with the independently elected board of directors. Management of the District is appointed by and is accountable to the board of directors. Fiscal responsibility, including budget authority and the power to set fees, levy property taxes, and issue debt consistent with provisions of state statutes, also rests with the board of directors.

The District presents governmental fund financial statements and related notes on the modified accrual basis of accounting as prescribed by generally accepted accounting principles (GAAP) and required by its regulatory agencies, the Office of Superintendent of Public Instruction and the State Auditor's Office. The District's accounting policies, as reflected in the accompanying financial statements, conform to the *Accounting Manual for Public School Districts in the State of Washington*, issued jointly by the State Auditor's Office and the Superintendent of Public Instruction by the authority of RCW 43.09.200, RCW 28A.505.140, RCW 28A.505.010(1), and RCW 28A.505.020. This manual allows for a practice that differs from generally accepted accounting principles in the following manner:

- (1) Districtwide statements, as defined in GAAP, are not presented.
- (2) The financial statements do not report capital assets.
- (3) Debt is not reported on the face of the financial statements. It is reported on the notes to the financial statements and on the Schedule of Long-Term Liabilities. The Schedule of Long-Term Liabilities is required supplemental information.
- (4) The budgetary comparison schedule compares the district's actual results with the final budgeted amounts. The original budget document is available through the Office of Superintendent of Public Instruction.
- (5) The Management Discussion and Analysis is optional.
- (6) The financial statements do not report a liability for Other Post-Employment Benefits (GASB Statement 45).
- (7) Other departures from GAAP that are material in nature are indicated throughout the Notes.

Description of the activities accounted for in each of the following funds presented in the basic financial statements.

The District presents financial information on the basis of funds, each of which is considered a separate accounting entity. The regulatory agencies require all funds be presented as major funds. The operations of each fund are accounted for with a separate set of self-balancing accounts that comprise its assets, liabilities, fund equity, revenues, and expenditures (or expenses) as appropriate. The various funds in the report are grouped into governmental (and fiduciary) funds as follows:

Governmental Funds

General Fund

This fund is used to account for all expendable financial resources, except for those that are required to be accounted for in another fund. In keeping with the principle of having as few funds as are necessary, activities such as food services, maintenance, data processing, printing, and student transportation are included in the General Fund.

Capital Projects Funds

These funds account for financial resources that are to be used for the construction or acquisition of major capital assets. There are two funds that are considered to be of the capital projects fund type: the Capital Projects Fund and the Transportation Vehicle Fund.

Capital Projects Fund. This fund is used to account for resources set aside for the acquisition and construction of major capital assets such as land and buildings.

Transportation Vehicle Fund. This fund is used to account for the purchase, major repair, rebuilding, and debt service expenditures that relate to pupil transportation equipment.

Debt Service Fund

This fund is used to account for the accumulation of resources for and the payment of matured general long-term debt principle and interest.

Special Revenue Fund

In Washington State, the only allowable special revenue fund for school districts is the Associated Student Body (ASB) Fund. This fund is accounted for in the District's financial statements as the financial resources legally belong to the District. As a special revenue fund, amounts within the ASB Fund may only be used for those purposes that relate to the operation of the Associated Student Body of the District.

Permanent Funds

These funds are used to report resources that are legally restricted such that only earnings, and not principal, may be expended. Amounts in the Permanent Fund may only be spent in support of the District's programs and may not be used to the benefit of any individual.

Fiduciary Funds

Fiduciary funds include pension and other employee benefit trust funds, private-purpose trust funds, and agency funds, and are used to account for assets that are held in trust by the District in a trustee and agency capacity.

Private-Purpose Trust Fund

This fund is used to account for resources that are legally held in trust by the District. The trust agreement details whether principal and interest may both be spent, or whether only interest may be spent. Money from a Private-Purpose Trust Fund may not be used to support the District's programs, and may be used to benefit individuals, private organizations, or other governments.

Agency Funds

These funds are used to account for assets that the District holds for other agencies in a purely custodial capacity.

Proprietary Funds

School districts in the State of Washington are not allowed to utilize proprietary fund types, which is a departure from GAAP.

The measurement focus and basis of accounting used in the government-wide statements.

The District's accounting policies conform to the *Accounting Manual for Public School Districts in the State of Washington*, issued jointly by the State Auditor and the Superintendent of Public Instruction. The District's financial statements are presented in conformity with that publication.

The measurement focus for the District's funds is the modified accrual basis and the current financial resources focus. This basis of accounting focuses primarily on the sources, uses, and balances of current financial resources and often has a budgetary orientation. This means that only current assets and current liabilities are included on their balance sheets.

Revenues are recognized as soon as they are measurable and available. "Measurable" means the amount of the transaction can be readily determined. Revenues are considered "available" if they are collected within 60 days after year-end to pay liabilities of the current period. Property taxes receivable are measurable but not available and are, therefore, not accrued. Categorical program claims and interdistrict billings are measurable and available and are, therefore, accrued.

Expenditures are recognized under the modified accrual basis of accounting when the related fund liability is incurred, except for unmatured principal and interest on long-term debt which are recorded when due. The fund liability is incurred when the goods or services have been received. For federal grants, the recognition of expenditures is dependent on the obligation date. (Obligation means a purchase order has been issued, contracts have been awarded, or goods and/or services have been received.)

Budgetary Data

General Budgetary Policies

Chapter 28A.505 RCW and Chapter 392-123 Washington Administrative Code (WAC) mandate school district budget policies and procedures. The board adopts the budget after a public hearing. An appropriation is a prerequisite to expenditure. Appropriations lapse at the end of the fiscal period.

Budgetary Basis of Accounting

For budget and accounting purposes, revenues and expenditures are accounted for on the modified accrual basis as prescribed in law for all governmental funds. Fund balance is budgeted as available resources and, under statute, may not be negative, unless the District enters into binding conditions with state oversight pursuant to RCW 28A.505.110.

The government's policy regarding whether to first apply restricted or unrestricted resources when an expense is incurred for purposes for which both restricted and unrestricted net assets are available.

The District receives state funding for specific categorical education-related programs. Amounts that are received for these programs that are not used in the current fiscal year may be carried forward into the subsequent fiscal year, where they may be used only for the same purpose as they were originally received. When the District has such carryover, those funds are expended before any amounts received in the current year are expended.

Additionally, the District has other restrictions placed on its financial resources. When expenditures are recorded for purposes for which a restriction or commitment of fund balance is available, those funds that are restricted or committed to that purpose are considered first before any unrestricted or unassigned amounts are expended.

The government's fund balance classifications policies and procedures.

The District classifies ending fund balance for its governmental funds into five categories.

Nonspendable Fund Balance. The amounts reported as Nonspendable are resources of the District that are not in spendable format. They are either non-liquid resources such as inventory or prepaid items, or the resources are legally or contractually required to be maintained intact.

Restricted Fund Balance. Amounts that are reported as Restricted are those resources of the District that have had a legal restriction placed on their use either from statute, WAC, or other legal requirements that are beyond the control of the board of directors. Restricted fund balance includes anticipated recovery of revenues that have been received but are restricted as to their usage.

Committed Fund Balance. Amounts that are reported as Committed are those resources of the District that have had a limitation placed upon their usage by formal action of the District's board of directors. Commitments are made either through a formal adopted board resolution or are related to a school board policy. Commitments may only be changed when the resources are used for the intended purpose or the limitation is removed by a subsequent formal action of the board of directors.

Assigned Fund Balance. In the General Fund, amounts that are reported as Assigned are those resources that the District has set aside for specific purposes. These accounts reflect tentative management plans for future financial resource use such as the replacement of equipment or the assignment of resources for contingencies. Assignments reduce the amount reported as Unassigned Fund Balance, but may not reduce that balance below zero.

In other governmental funds, Assigned fund balance represents a positive ending spendable fund balance once all restrictions and commitments are considered. These resources are only available for expenditure in that fund and may not be used in any other fund without formal action by the District's board of directors and as allowed by statute.

Unassigned Fund Balance. In the General Fund, amounts that are reported as Unassigned are those net spendable resources of the District that are not otherwise Restricted, Committed, or Assigned, and may be used for any purpose within the General Fund.

In other governmental funds, Unassigned fund balance represents a deficit ending spendable fund balance once all restrictions and commitments are considered.

A negative Unassigned fund balance means that the legal restrictions and formal commitments of the District exceed its currently available resources.

Assets, Liabilities, and Fund Equity

All of the District's cash and cash equivalents are considered to be cash on hand, demand deposits, and short-term investments with original maturities of three months or less from the date of acquisition.

Receivables and Payables

There are no receivables and payables not expected to be collected within one year.

Inventory

Inventory is valued at cost using the first-in, first-out (FIFO) method. The consumption method of inventory is used, which charges inventory as an expenditure when it is consumed. A portion of fund balance, representing inventory, is considered Nonspendable. *(Such reserves for inventory indicate that a portion of net current assets is set aside to replace or increase the inventory.)* USDA commodity inventory consists of food donated by the United States Department of Agriculture. It is valued at the prices paid by the USDA for the commodities.

NOTE 2: CASH DEPOSITS WITH FINANCIAL INSTITUTIONS

The Kitsap County Treasurer is the *ex officio* treasurer for the District and holds all accounts of the District. The District directs the County Treasurer to invest those financial resources of the District that the District has determined are not needed to meet the current financial obligations of the District.

All of the District's investments (except for investments of deferred compensation plans) during the year and at year-end were insured or registered and held by the District or its agent in the District's name.

The District's investments as of August 31, 2013, are as follows:

	Number of Securities	Carrying Amount	Market Value
Certificates of Deposit or Other Time Deposits			
Repurchase Agreements			
Bankers' Acceptance			
Obligations of the U.S. Government or Its Subsidiary Corporations			
Investments Held by Broker-Dealers Under Reverse Repurchase Agreements:			
U.S. Government Securities			
U.S. Instrumentality Securities			
State Treasurer's Investment Pool			
County Treasurer's Investment Pool			10,374,679.96
Total Investments			10,374,679.96

NOTE 3: SIGNIFICANT CONTINGENT LIABILITIES

Litigation

The District has no known legal obligations that would materially impact the financial position of the District.

NOTE 4: SIGNIFICANT EFFECTS OF SUBSEQUENT EVENTS

There were no events after the balance sheet date that would have a material impact on the next or future fiscal years.

NOTE 5: ANNUAL PENSION COST AND NET PENSION OBLIGATIONS

General Information

Substantially all District full-time and qualifying part-time employees participate in one of the following statewide retirement systems managed by the Washington State Department of Retirement Systems (DRS), under cost-sharing multiple-employer public employee defined benefit and defined contribution retirement plans. The Department of Retirement Systems (DRS), a department within the primary government of the State of Washington, issues a publicly available comprehensive annual financial report (CAFR) that includes financial statements and required supplementary information for each plan. The DRS CAFR may be obtained by writing to: Department of Retirement Systems, Communications Unit, P.O. Box 48380, Olympia, WA 98504-8380; or it may be downloaded from the DRS website at www.drs.wa.gov. The following disclosures are made pursuant to GASB Statements No. 27,

Accounting for Pensions by State and Local Government Employers and No. 50, Pension Disclosures, an Amendment of GASB Statements No. 25 and No. 27.

Membership by retirement system program as of June 30, 2012:

Program	Active Members	Inactive Vested Members	Retired Members
TRS 1,2,3	65,357	9,545	42,918
PERS 1,2,3	150,590	30,515	82,242
SERS 2,3	51,558	10,920	7,651

Certificated public employees are members of TRS. Noncertificated public employees are members of PERS (if Plan 1) or SERS.

Plan 1 under the TRS and PERS programs are defined benefit pension plans whose members joined the system on or before September 30, 1977. Plan 1 members are eligible to retire with full benefits after five years of credited service and attainment of age 60, after 25 years of credited service and attainment of age 55, or after 30 years of credited service.

Plan 2 under the TRS or SERS programs are defined benefit pension plans whose members joined on or after October 1, 1977, but before June 30, 1996, or August 31, 2000, for TRS or SERS, respectively. Members are eligible to retire with full benefits after five years of credited service and attainment of age 65, or after 20 years of credited service and attainment of age 55 with the benefit actuarially reduced from age 65.

Plan 3 under the TRS and SERS programs are defined benefit, defined contribution pension plans whose members joined on or after July 1, 1996, or September 1, 2000, for TRS and SERS, respectively. Members are eligible to retire with full benefits at age 65, or they may retire at age 55 with at least ten service years with a reduced benefit amount, or they may retire at age 55 with at least 30 service years and receive either a reduced benefit or stricter return-to-work rules.

Average final compensation (AFC) of Plan 1 TRS and PERS members is the highest average salary during any two consecutive years. For Plan 2 and Plan 3 TRS and SERS members, it is the highest average salary during any five consecutive years.

The retirement allowance of Plan 1 TRS and PERS members is the AFC multiplied by 2 percent per year of service, capped at 60 percent, with a cost-of-living adjustment. For Plan 2 TRS and SERS members, it is the AFC multiplied by 2 percent per year of service with provision for a cost-of-living adjustment. For the defined benefit portion of Plan 3 TRS and SERS members, it is the AFC multiplied by 1 percent per year of service with a cost-of-living adjustment.

The employer contribution rates for PERS, TRS, and SERS (Plans 1, 2, and 3) and the TRS and SERS Plan 2 employee contribution rates are established by the Pension Funding Council based upon advice from the Office of the State Actuary. The employee contribution rate for Plan 1 in PERS and TRS is set by statute at 6 percent and does not vary from year to year. The employer rate is the same for all plans in a system. The methods used to determine the contribution requirements are established under Chapters 41.40, 41.32, and 41.35 RCW for PERS, TRS, and SERS, respectively.

The District's contribution represents its full liability under both systems, except that future rates may be adjusted to meet the system needs.

Contributions

Employee contribution rates as of August 31, 2013:

Plan 1 TRS 6.0%	Plan 1 PERS 6.0%
Plan 2 TRS 4.69%	Plan 2 SERS 4.09%
Plan 3 TRS and SERS*: 5.0% (minimum), 15.0% (maximum)	

*For Plan 3 TRS and SERS, rates adjusted upon age may be chosen. The optional rates range from 5 percent to a maximum of 15 percent.

Employer contribution rates effective September 1, 2013 through August 31, 2013:

	9/1/12-6/30/13	7/1/13-8/31/13
Plan 1 TRS 8.05%	Plan 1 PERS 9.19%	9.19%
Plan 2 TRS 8.05%	Plan 2 SERS 7.59%	7.59%
Plan 3 TRS 8.05%	Plan 3 SERS 7.59%	7.59%

Under current law, the employer must contribute 100 percent of the employer-required contribution. Employer required contributions in dollars (participant information for all plans is as of August 31):

<u>Plan</u>	<u>FY2012-13</u>	<u>FY2011-12</u>	<u>FY2010-11</u>
Plan 1 TRS	\$ 97,069.03	\$ 120,968.69	\$ 102,025.56
Plan 2 TRS	\$ 382,666.49	\$ 398,342.74	\$ 309,502.25
Plan 3 TRS	\$1,532,928.70	\$1,561,026.84	\$1,252,111.15
Plan 1 PERS	\$ 17,803.34	\$ 19,021.14	\$ 17,162.57
Plan 2 SERS	\$ 345,038.60	\$ 354,415.51	\$ 255,326.25
Plan 3 SERS	\$ 385,046.32	\$ 410,609.19	\$ 311,431.52

Historical trend information showing TRS, PERS, and SERS progress in accumulating sufficient assets to pay benefits when due is presented in the state of Washington's June 30, 2013, comprehensive annual financial report. Refer to this report for detailed trend information. It is available from:

State of Washington
Office of Financial Management
300 Insurance Building
PO Box 43113
Olympia, WA 98504-3113

NOTE 6: ANNUAL OTHER POST-EMPLOYMENT BENEFIT COST AND NET OPEB OBLIGATIONS

The State, through the Health Care Authority (HCA), administers an agent multi-employer Other Post-Employment Benefit plan. The Public Employees Benefits Board (PEBB), created within the HCA, is authorized to design benefits and determine the terms and conditions of employee and retired employee participation and coverage, including establishment of eligibility criteria for both active and retired employees. Programs include (medical, dental, life insurance and long-term disability insurance)

Employers participating in the plan include the State of Washington (which includes general government agencies and higher education institutions), 57 of the state's K–12 school districts and educational service districts (ESDs), and 206 political subdivisions and tribal governments. Additionally, the PEBB plan is available to the retirees of the remaining 247 K–12 school districts and ESDs. The District's retirees are eligible to participate in the PEBB plan under this arrangement.

According to state law, the Washington State Treasurer collects a fee from all school district entities which have employees that are not current active members of the state Health Care Authority but participate in the state retirement system. The purpose of this fee is to cover the impact of the subsidized rate of health care benefits for school retirees that elect to purchase their health care benefits through the state Health Care Authority. For the fiscal year 2012-13, the District was required to pay the HCA \$65.17 per month per full-time equivalent employee to support the program, for a total payment of \$528,612.75. This assessment to the District is set forth in the State's operating budget and is subject to change on an annual basis. This amount is not actuarially determined and is not placed in a trust to pay the obligations for post-employment health care benefits.

The District has no control over the benefits offered to retirees, the rates charged to retirees, nor the fee paid to the Health Care Authority. The District does not determine its Annual Required Contribution nor the Net Other Post-Employment Benefit obligation associated with this plan. Accordingly, these amounts are not shown on the financial statements. This is a departure from GAAP.

NOTE 7: CONSTRUCTION AND OTHER SIGNIFICANT COMMITMENTS, INCLUDING ENCUMBRANCES, IF APPROPRIATE

Construction in progress is composed of:

Project	Project Authorization Amount	Expended as of 8/31/2013	Additional Local Funds Committed	Additional State Funds Committed
New Roof – Vinland Elementary	\$460,081.26	\$438,898.88	\$21,182.38	
Energy Upgrades	\$961,813.98	\$917,531.57	\$44,282.41	
Total	\$1,421,895.24	\$1,356,430.45	\$65,464.79	

Encumbrances

The district does not use encumbrance accounting

NOTE 8: REQUIRED DISCLOSURES ABOUT CAPITAL ASSETS

The District's capital assets are insured in the amount of \$500,000,000 per occurrence for both buildings and for personal property. In the opinion of the District's insurance consultant, the amount is sufficient to adequately fund replacement of the District's assets.

NOTE 9: REQUIRED DISCLOSURES ABOUT LONG-TERM LIABILITIES

Long-Term Debt

Bonds payable as of August 31, 2013, are comprised of the following individual issues:

Issue Date	Amount Authorized	Annual Range of Installments		Final Maturity	Range of Interest Rates		Amount Outstanding
2011	\$17,550,000	\$ 275,000	\$3,905,000	06/01/17	3.000%	3.000%	\$14,265,000
2005	\$29,135,000	\$ 80,000	\$5,055,000	12/01/18	3.500%	5.125%	\$24,415,000
2008	\$595,500	\$ 26,461	\$ 35,720	06/01/18	4.040%	4.040%	\$326,996.13
2010	\$213,800	\$ 9,385	\$ 12,238	06/01/20	2.970%	2.970%	\$155,949.95
2011	\$762,777.88	\$ 66,906	\$ 88,949	12/1/20	3.020%	3.020%	\$624,831.82
Total							\$39,787,777.90

The following is a summary of general obligation long-term debt transactions of the District for the fiscal year ended August 31, 2013:

Long-Term Debt Payable at 9/1/2012	\$48,212,359.95
New Issues	
Debt Retired	\$ 8,424,582.05
Long-Term Debt Payable at 8/31/2013	\$39,787,777.90

The following is a schedule of annual requirements to amortize debt at August 31, 2013:

(Include as many lines as necessary to report the future minimum payments for each of the five subsequent fiscal years and in five-year increments thereafter. For variable-rate debt, the terms by which the interest rates changed must be disclosed.)

Years Ending August 31st	Principal	Interest	Total
2014	\$6,339,544.35	\$1,633,903.43	\$7,973,447.78
2015	\$7,719,681.04	\$1,375,760.73	\$9,095,441.77
2016	\$8,229,998.41	\$1,055,517.74	\$9,285,516.15
2017	\$7,936,234.04	\$700,239.25	\$8,636,473.29
2018	\$5,227,714.75	\$352,007.08	\$5,579,721.83
2019	\$4,135,830.01	\$113,141.43	\$4,248,971.44
2020	\$109,825.63	\$5,811.26	\$115,636.89
2021	\$88,949.67	\$1,778.99	\$90,728.66
Totals	\$39,787,777.90	\$5,238,159.91	\$45,025,937.81

On August 31, 2013, the District had \$965,953.15 available in the Debt Service Fund to service the general obligation bonds. Funds sufficient to make the annual payments for the energy loans are transferred from the General Fund.

NOTE 11: ENTITY RISK MANAGEMENT ACTIVITIES

The district is a member of the Washington Schools Risk Management Pool (Pool). Chapter 48.62 RCW authorizes the governing body of any one or more governmental entities to form together into or join a pool or organization for the joint purchasing of insurance, and/or joint self-insuring, and/or joint hiring or contracting for risk management services to the same extent that they may individually purchase insurance, self-insure, or hire or contract for risk management services. An agreement to form a pooling arrangement was made pursuant to the provisions of Chapter 39.34 RCW, the Interlocal Cooperation Act. The Pool was formed in 1986 when educational service districts and school districts in the state of Washington joined together by signing an Interlocal Governmental Agreement to pool their self-insured losses and jointly purchase insurance and administrative services. Over 80 school and educational service districts have joined the Pool.

The Pool allows members to jointly purchase insurance coverage, establish a plan of self-insurance, and provide related services, such as risk management. The Pool provides the following coverages for its members: property, liability, vehicle, public official liability, crime, employment practices, machinery breakdown and network security.

Members make an annual contribution to fund the Pool. The Pool acquires reinsurance from unrelated underwriters that are subject to a per-occurrence self-insured retention of \$1 million. Members are responsible for varied deductibles for both liability and property claims. Insurance carriers cover losses over \$1 million to the maximum limits of each policy. Since the Pool is a cooperative program, there is a joint liability among the participating members.

Members contract to remain in the Pool for a minimum of three years and must give notice two and one half years before terminating participation. The Interlocal Governmental Agreement is renewed automatically each year after the initial three-year period. Even after termination, a member is still responsible for contributions to the Pool for any unresolved, unreported, and in-process claims for the period they were a signatory to the Interlocal Governmental Agreement if the assets of the Pool were exhausted.

The Pool is fully funded by its member participants.

The Pool is governed by a board of directors which is comprised of one designated representative from each participating member. An executive board is elected at the annual meeting, and is responsible for overseeing the business affairs of the Pool.

NOTE 12: PROPERTY TAXES

Property tax revenues are collected as the result of special levies passed by the voters in the District. Taxes are levied on January 1. The taxpayer has the obligation of paying all taxes on April 30 or one-half then and one-half on October 31. Typically, slightly more than half of the collections are made on the April 30 date. The October 31 collection is not available in time to

cover liabilities for the fiscal period ended August 31. Therefore, the fall portion of property taxes is not accrued as revenue. Instead, the property taxes due on October 31 are recorded as deferred revenue.

NOTE 13: JOINT VENTURES AND JOINTLY GOVERNED ORGANIZATIONS

The District is a member of the King County Director's Association (KCDA). KCDA is a purchasing cooperative designed to pool the member districts' purchasing power. NKSD joined the association on August 12, 1974, and has remained in the joint venture ever since. The District's current equity of \$70,512.71 (as of KCDA's fiscal year ending 12/31/2012) is the accumulation of the annual assignment of KCDA's operating surplus based upon the percentage derived from KCDA's total sales to the District compared to all other districts applied against paid administrative fees. The District may withdraw from the joint venture and will receive its equity in ten annual allocations of merchandise or 15 annual payments.)

NOTE 14: FUND BALANCE CLASSIFICATION DETAILS

The District's financial statements include the following amounts presented in the aggregate.⑤

	General Fund	ASB Fund	Capital Projects Fund	Debt Service Fund	Transportation Vehicle Fund
Nonspendable Fund Balance					
Inventory and Prepaid Items	\$986,682				
Restricted Fund Balance					
Carryover of Restricted Revenues	\$274,119	\$495,488		\$965,953	
Debt Service					
Arbitrage Rebate					
Uninsured Risks					
Other Items					
Committed Fund Balance					
Minimum Fund Balance Policy					
Other Commitments	\$2,611,227				
Assigned Fund Balance					
Contingencies					
Other Capital Projects					
Other Purposes					
Fund Purposes	\$1,097,676		\$145,293.17		\$1,816,122
Unassigned Fund Balance					

On 3/28/13, the board of directors took an action (resolution 07-12-13) to commit a portion of the District's ending balance towards restoring the fund balance. The amount of fund balance that has been set aside may only be used for that purpose. It cannot be used for any other purpose of the District.

The board of directors has established a minimum fund balance policy for the general fund to provide for financial stability and contingencies within the District. The policy is that the District shall maintain a goal of 5% of the annual general fund expenditures. Portions of fund balance that are set aside for the purpose of meeting this policy are recorded on the financial statements as a part of Committed fund balance.

NOTE 15: POST-EMPLOYMENT BENEFIT PLANS OTHER THAN PENSION PLANS—BOTH IN SEPARATELY ISSUED PLAN FINANCIAL STATEMENTS AND EMPLOYER STATEMENTS^⑤

457 Plan – Deferred Compensation Plan

District employees have the option of participating in a deferred compensation plan as defined in §457 of the Internal Revenue Code that is administered by the state deferred compensation plan, or the District.

403(b) Plan – Tax Sheltered Annuity (TSA)

The District offers a tax deferred annuity plan for its employees. The plan permits participants to defer a portion of their salary until future years as elective deferrals (employee contribution).

The District complies with IRS regulations that require school districts to have a written plan to include participating investment companies, types of investments, loans, transfers, and various requirements. The plan is administered by a third party administrator/the District. The plan assets are assets of the District employees, not the school district, and are therefore not reflected on these financial statements.

NOTE 16: TERMINATION BENEFITS

Compensated Absences

Employees earn sick leave at a rate of 10-12 days per year up to a maximum of one contract year.

Under the provisions of RCW 28A.400.210, sick leave accumulated by District employees is reimbursed at death or retirement at the rate of one day for each four days of accrued leave, limited to 180 accrued days. This chapter also provides for an annual buy out of an amount up to the maximum annual accumulation of 12 days. For buyout purposes, employees may accumulate such leave to a maximum of 192 days, including the annual accumulation, as of December 31 of each year.

These expenditures are recorded when paid, except termination sick leave that is accrued upon death, retirement, or upon termination provided the employee is at least 55 years of age and has sufficient years of service. Vested sick leave was computed using the vesting method.

Vacation pay, including benefits, that is expected to be liquidated with expendable available financial resources is reported as expenditures and a fund liability of the governmental fund that will pay it.

No unrecorded liability exists for other employee benefits.

E.S.D. 114

Schedule of Long-Term Liabilities

COUNTY: 18 Kitsap

For the Year Ended August 31, 2013

Description	Beginning Outstanding Debt September 1, 2012	Amount Issued/Increased	Amount Redeemed/Decreased	Ending Outstanding Debt August 31, 2013
Total Voted Bonds	46,960,000.00	0.00	8,280,000.00	
	38,680,000.00			
Total Non-Voted Notes/Bonds	1,252,359.95	0.00	144,582.05	
	1,107,777.90			
Qualified Zone Academy Bonds (QZAB)	0.00	0.00	0.00	
	0.00			
Qualified School Construction Bonds(QSCB)	0.00	0.00	0.00	
	0.00			
Other Long-Term Debt				
Capital Leases	0.00	0.00	0.00	
	0.00			
Contracts Payable (GL 603)	0.00	0.00	0.00	
	0.00			
NonCancellable Operating Leases	0.00	0.00	0.00	
	0.00			
Claims & Judgments	0.00	0.00	0.00	
	0.00			
Compensated Absences	1,783,073.74	18,463.59	0.00	
	1,801,537.33			
Other Long-Term Liabilities	0.00	0.00	0.00	
	0.00			
Total Other Long-Term Liabilities	1,783,073.74	18,463.59	0.00	
	1,801,537.33			
TOTAL LONG-TERM LIABILITIES	49,995,433.69	18,463.59	8,424,582.05	
	41,589,315.23			

NORTH KITSAP SCHOOL DISTRICT
SCHEDULE OF EXPENDITURES OF FEDERAL AWARDS
For the Year Ending August 31, 2013

1	2	3	4	5	6	7	8	9
Federal Agency Name	Pass Through Agency	Federal Program Title	CFDA Number	Other Identification Number	From Direct Awards	Expenditures From Pass Through Awards	Total	Foot Note
DEPT OF AGRICULTURE	OSPI	NATIONAL SCHOOL LUNCH PROGRAM- CASH ASSISTANCE	10.555	N/A		743,208.57	743,208.57	
DEPT OF AGRICULTURE	OSPI	NATIONAL SCHOOL LUNCH PROGRAM - NON CASH ASSISTANCE	10.555	COMMODITIES		124,244.77	124,244.77	3
DEPT OF AGRICULTURE	OSPI	SCHOOL BREAKFAST PROGRAM	10.553	N/A		210,895.50	210,895.50	
DEPT OF AGRICULTURE	STATE	SCHOOLS AND ROADS-GRANTS TO STATES	10.665	N/A		0.00	0.00	
Total US Department of Agriculture							1,078,348.84	1,078,348.84
DEPT OF DEFENSE		DEPARTMENT OF DEFENSE IMPACT AID (SUPPLEMENT, CWSD, BRAC)	12.558	GEN FUND	118,421.85		118,421.85	
DEPT OF DEFENSE		COMPETITIVE GRANTS: PROMOTING K-12 STUDENT ACHIEVEMENT AT MILITARY-CONNECTED SCHOOLS	12.556	N/A	274,287.71		274,287.71	
Total Dept of Defense							392,709.56	392,709.56
DEPT OF EDUCATION	OSPI	CAREER AND TECHNICAL EDUCATION-BASIC GRANTS TO STATES	84.048	0172726/0189065		71,580.00	71,580.00	7
DEPT OF EDUCATION	OSPI	ENGLISH LANGUAGE ACQUISITION STATE GRANTS	84.365	0401734		32,547.10	32,547.10	7
DEPT OF EDUCATION	OSPI	IMPACT AID	84.041	GEN FUND	1,012,929.25		1,012,929.25	
DEPT OF EDUCATION	OSPI	IMPROVING TEACHER QUALITY STATE GRANTS	84.367	0523195		194,975.41	194,975.41	7
DEPT OF EDUCATION	OESD #114	IMPROVING TEACHER QUALITY STATE GRANTS	84.367	N/A		2,748.64	2,748.64	
DEPT OF EDUCATION		INDIAN EDUCATION GRANTS TO LOCAL EDUCATIONAL AGENCIES	84.060	S060A120701	105,299.00		105,299.00	7
DEPT OF EDUCATION	OSPI	SPECIAL EDUCATION GRANTS TO STATES	84.027	0304396/0337546		1,416,351.00	1,416,351.00	7
DEPT OF EDUCATION	OSPI	SPECIAL EDUCATION PRESCHOOL GRANTS	84.173	0364396		40,748.00	40,748.00	7
DEPT OF EDUCATION	OSPI	TITLE I GRANTS TO LOCAL EDUCATIONAL AGENCIES	84.010	0201265		594,439.45	594,439.45	4,7
Total US Dept of Education							1,118,228.25	2,353,389.60
							3,471,617.85	
DEPT OF HEALTH AND HUMAN SERVICES	OESD#114	HEAD START	93.600	N/A				
	DSHS	MEDICAL ASSISTANCE PROGRAM	93.778	N/A	486,044.10	10,759.10	486,044.10	2
Total US Dept of Health and Human Services							486,044.10	496,803.20
TOTAL FEDERAL AWARDS EXPENSED							1,996,981.91	5,439,479.45

**NORTH KITSAP SCHOOL DISTRICT
SCHEDULE OF EXPENDITURES OF FEDERAL AWARDS
For the Year Ending August 31, 2013
Notes to Schedule**

Note 1 - Basis of Accounting

The Schedule of Expenditures of Federal Awards is prepared on the same basis of accounting as North Kitsap School District's financial statements. North Kitsap School District uses the accrual basis of accounting. Expenditures represent only the federally funded portions of the program. District records should be consulted to determine amounts expended or matched from non-federal sources.

Note 2 - Program Costs/Matching Contributions

The amount shown as current year expenses represent only the federal grant portion of the program costs. Entire program costs, including North Kitsap School District's portion or State portion, may be more than shown.

Note 3 - Non Cash Awards

The amount of commodities reported on the schedule is the value of commodities distributed by North Kitsap School District during the current year and priced as prescribed by USDA.

Note 4 - School Wide Programs

North Kitsap School District operates a "schoolwide program" in 3 buildings; Kingston Middle, Suquamish, Wolfle. Using federal funding, schoolwide programs are designed to upgrade an entire educational program within a school for all students, rather than limit services to certain targeted students. The following federal program amounts were expended by North Kitsap School District in this schoolwide program: Title 1 (84.010) \$ 594,439.45.

Note 7 - Federal Indirect Rate

The North Kitsap School District used the federal restricted rate of 2.96 except for CFDA 84.365 is at a hard cap of 2%.



ABOUT THE STATE AUDITOR'S OFFICE

The State Auditor's Office is established in the state's Constitution and is part of the executive branch of state government. The State Auditor is elected by the citizens of Washington and serves four-year terms.

We work with our audit clients and citizens as an advocate for government accountability. As an elected agency, the State Auditor's Office has the independence necessary to objectively perform audits and investigations. Our audits are designed to comply with professional standards as well as to satisfy the requirements of federal, state, and local laws.

The State Auditor's Office employees are located around the state to deliver services effectively and efficiently.

Our audits look at financial information and compliance with state, federal and local laws on the part of all local governments, including schools, and all state agencies, including institutions of higher education. In addition, we conduct performance audits of state agencies and local governments and fraud, whistleblower and citizen hotline investigations.

The results of our work are widely distributed through a variety of reports, which are available on our Web site and through our free, electronic subscription service.

We take our role as partners in accountability seriously. We provide training and technical assistance to governments and have an extensive quality assurance program.

State Auditor
Chief of Staff
Director of Performance and State Audit
Director of Local Audit
Deputy Director of State Audit
Deputy Director of Local Audit
Deputy Director of Local Audit
Deputy Director of Performance Audit
Deputy Director of Quality Assurance
Deputy Director of Communications
Local Government Liaison
Public Records Officer
Main number
Toll-free Citizen Hotline

Troy Kelley
Doug Cochran
Chuck Pfeil, CPA
Kelly Collins, CPA
Jan M. Jutte, CPA, CGFM
Sadie Armijo
Mark Rapozo, CPA
Lou Adams, CPA
Barb Hinton
Thomas Shapley
Mike Murphy
Mary Leider
(360) 902-0370
(866) 902-3900

Website
Subscription Service

www.sao.wa.gov
portal.sao.wa.gov/saoportal/Login.aspx